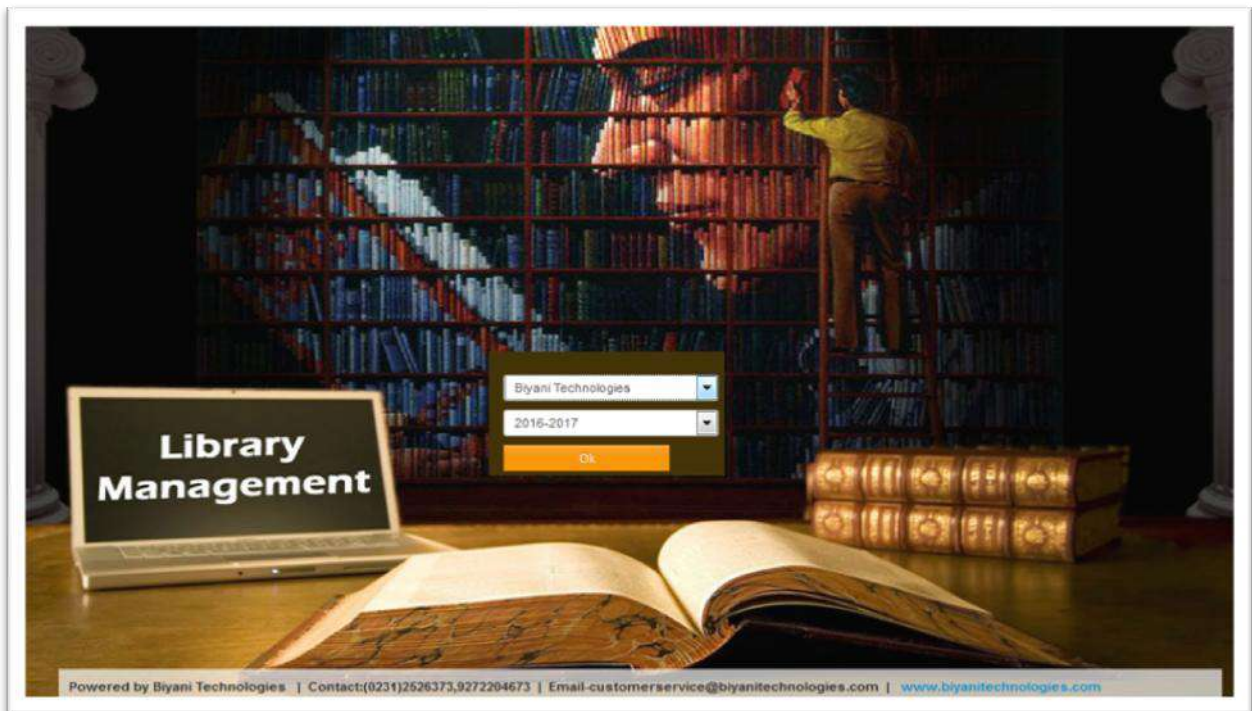



User Manual LMS Dashboard

Index

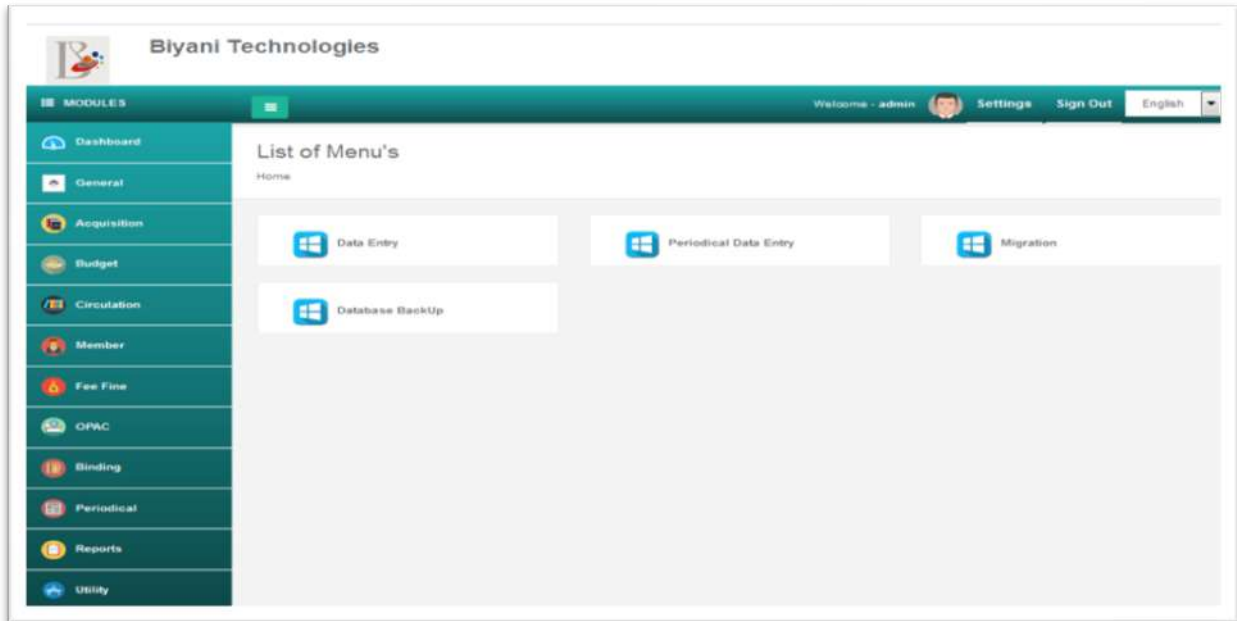
Sr. No	Form Name	Page No.
1	Data Entry Form	4
2	Periodical Data Entry Form	5
3	Migration Form	5
4	Database Backup Form	6



Dashboard Module →

This is dashboard Module. There are Four menus in Dashboard Module 1.data entry 2. Periodical Data Entry 4.Migration 5.Database Backup

On this form used for all books, periodical data entry.



Data Entry Form → Click here to data entry for Books . All Information of Books (For Eg . Book Title , Price , Author Name, Publishing Date etc)

The screenshot shows the 'Data Entry' form for books. The form is titled 'Data Entry' and has buttons for 'Add', 'Save', 'Search', 'Cancel', and 'Exit'. It contains several input fields and dropdown menus:

- Register** (with 'New' icon): Testing Register
- Prefix**: T
- Start No.**: 109
- Accession Date**: 21/11/2016
- Book Title** (with 'New Book Title' icon): Mathematics I
- Classification No.** (with 'New Classification No.' icon): 240.36
- Author I** (with 'New Author' icon): S.R.Lad
- Author II** (with 'New Author' icon): Richard Adams
- Author III** (with 'New Author' icon): Bhauso
- Translator/Editor** (with 'New Translator' icon): Ghatage
- Publisher Name** (with 'New Publisher' icon): Niral Publication
- City** (with 'New City' icon): Murgud
- Edition**: 7
- Publishing Year**: 2016

There is also a 'Cover Page' section with a 'Browse...' button, 'No file selected', and an 'Upload Photo' button.

Periodical Data Entry Form → User Can Enter Periodical all information on this form.

The screenshot shows the 'Periodical Data Entry' form. On the left is a navigation menu with options like Dashboard, General, Acquisition, Budget, Circulation, Member, Fee Fine, OPAC, Binding, Periodical, Reports, and Utility. The main form area has a breadcrumb 'Home > Periodical Data Entry' and buttons for 'Add', 'Save', 'Search', 'Cancel', and 'Exit'. The form fields are as follows:

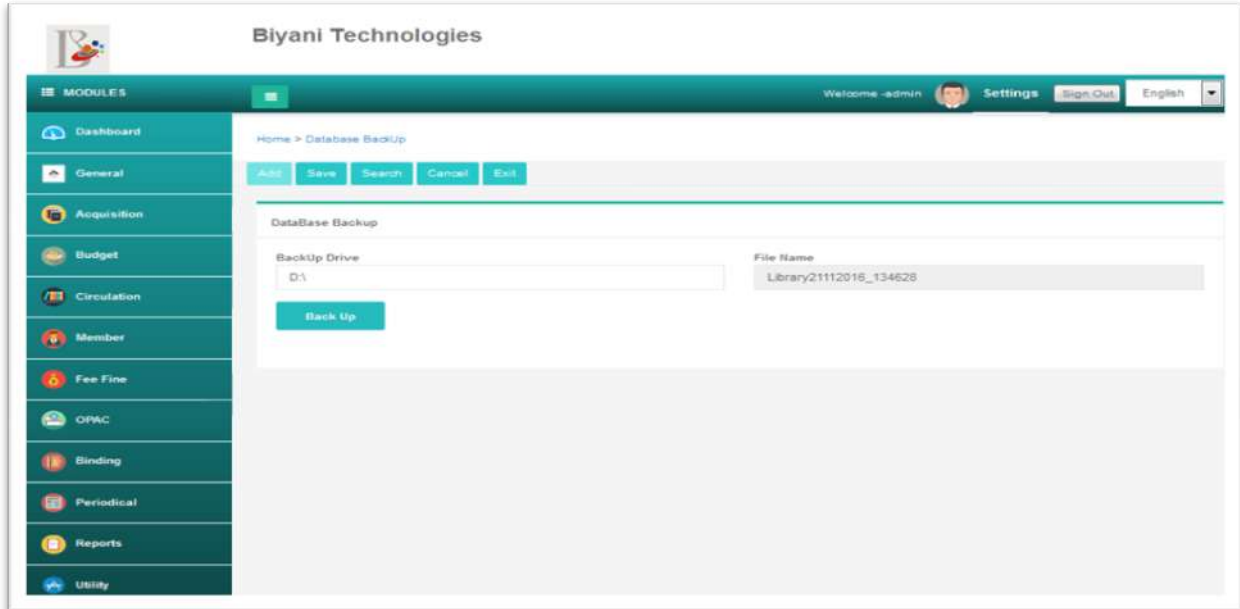
Order No: 1	Order Date: 21/11/2016	Vendor: Ajab Pustakalaya	Mode of Delivery: By Cycle
Mode of Payment: By Cash	Order Given By: Mr. Kunal		
*Periodical: Indian Express	Periodicity: Monthly	*From Date: 07/11/2016	*To Date: 07/12/2016
*No. of Issues:	*Order Copies Per Issue: 2	*Total Copies: 60	*Price Per Copy: 5
Total Amount: 400	Discount(%):	Discount Amount: 25	Net Amount: 455
Budget Head: departmental Purchase	*Status: Active	Remarks: Good	

Migration Form → User can upload Excel file for books or periodicals, then excel sheet migrated here

The screenshot shows the 'Migration' form. It features a header with the Biyani Technologies logo and the text 'Biyani Technologies'. Below the header is a navigation menu and a user profile section with 'Welcome - admin', 'Settings', 'Sign Out', and 'English' options. The main form area has a breadcrumb 'Home > Migration' and buttons for 'Add', 'Save', 'Search', 'Cancel', and 'Exit'. The form content is:

Please Select Excel File: event.log

Database Backup Form → Click here to get Backup data. Database Will be saved on D drive with name showing In File Name below



The screenshot shows the 'Database Backup' form in the Biyani Technologies application. The form is titled 'Database Backup' and is located within a sidebar menu containing various modules like Dashboard, General, Acquisition, Budget, Circulation, Member, Fee Fine, OPAC, Binding, Periodical, Reports, and Utility. The form has a 'Back Up Drive' field set to 'D:\' and a 'File Name' field set to 'Library21112015_134628'. There are buttons for 'Add', 'Save', 'Search', 'Cancel', 'Exit', and a 'Back Up' button.

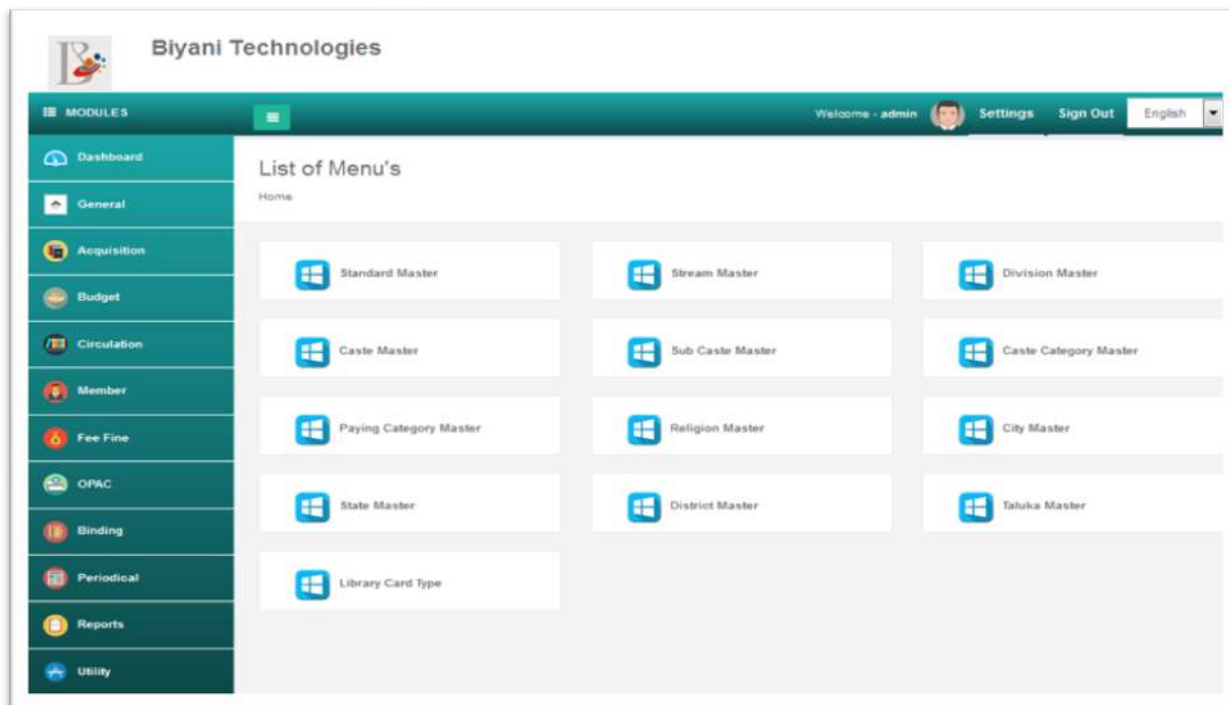
User Manual

LMS General Module

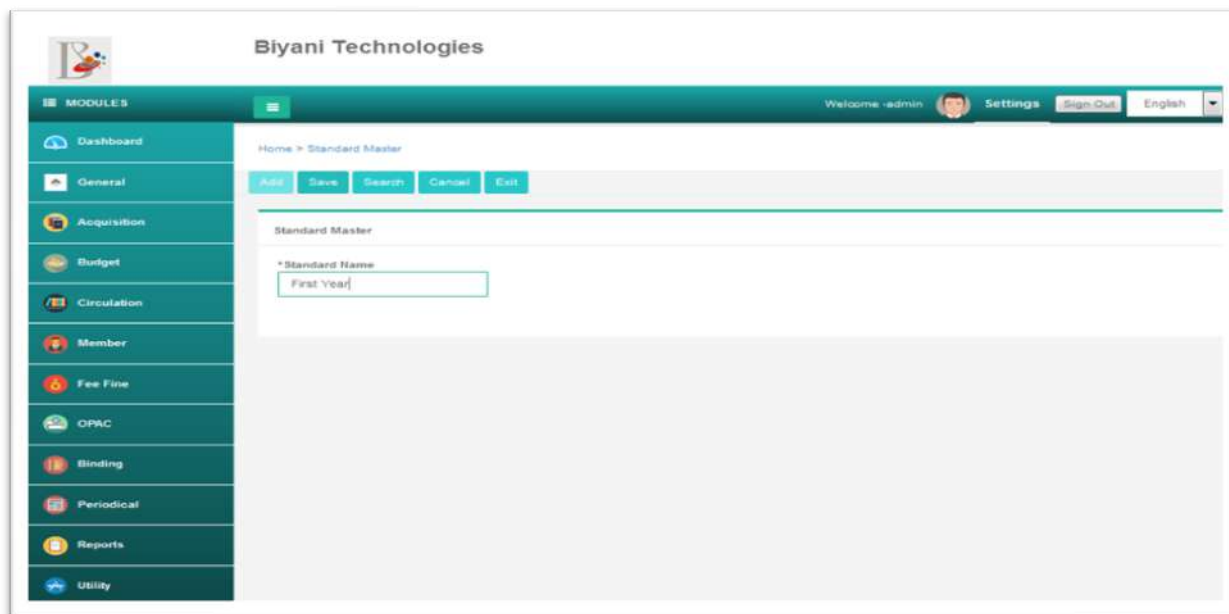
Index

Sr. No	Form Name	Page No.
1	Standard Master Form	3
2	Stream Master Form	4
3	Division Master	4
4	Caste Master	5
5	Sub Caste Master	5
6	Caste Category Master	6
7	Paying Category Master	6
8	Religion Master	7
9	City Master	7
10	State Master	8
11	District Master	8
12	Taluka Master	9
13	Library Card Type	9

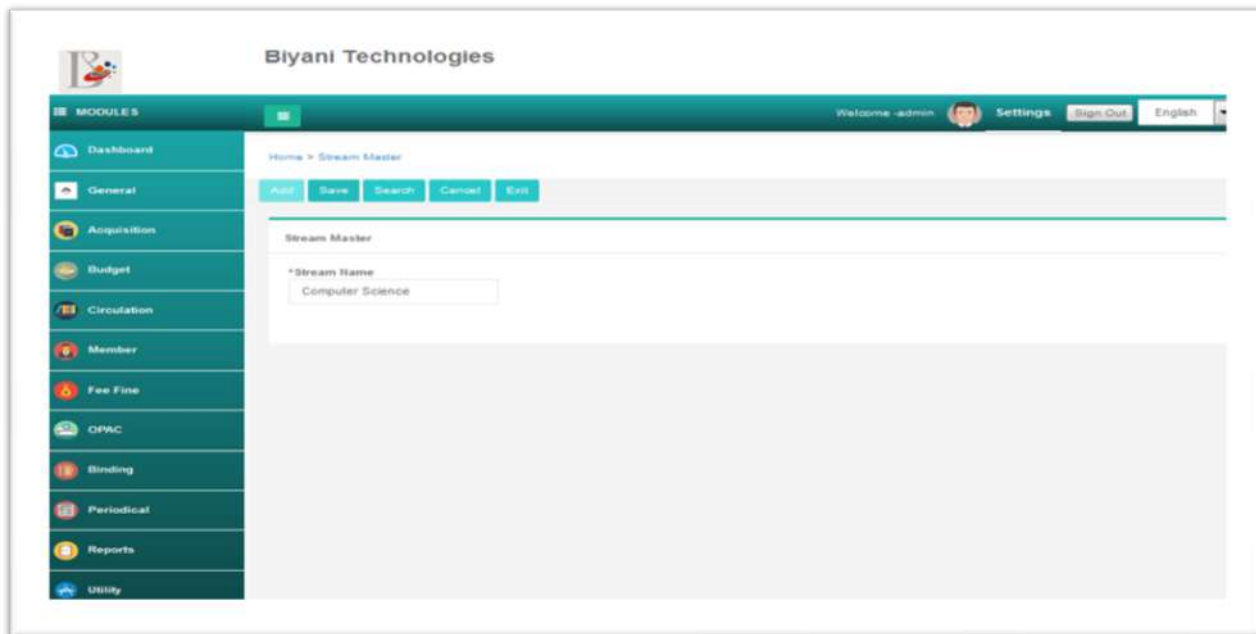
General Module → Define all General masters Form Required for Student Master.



Standard Master Form → Click here to Define Standard Master for students.

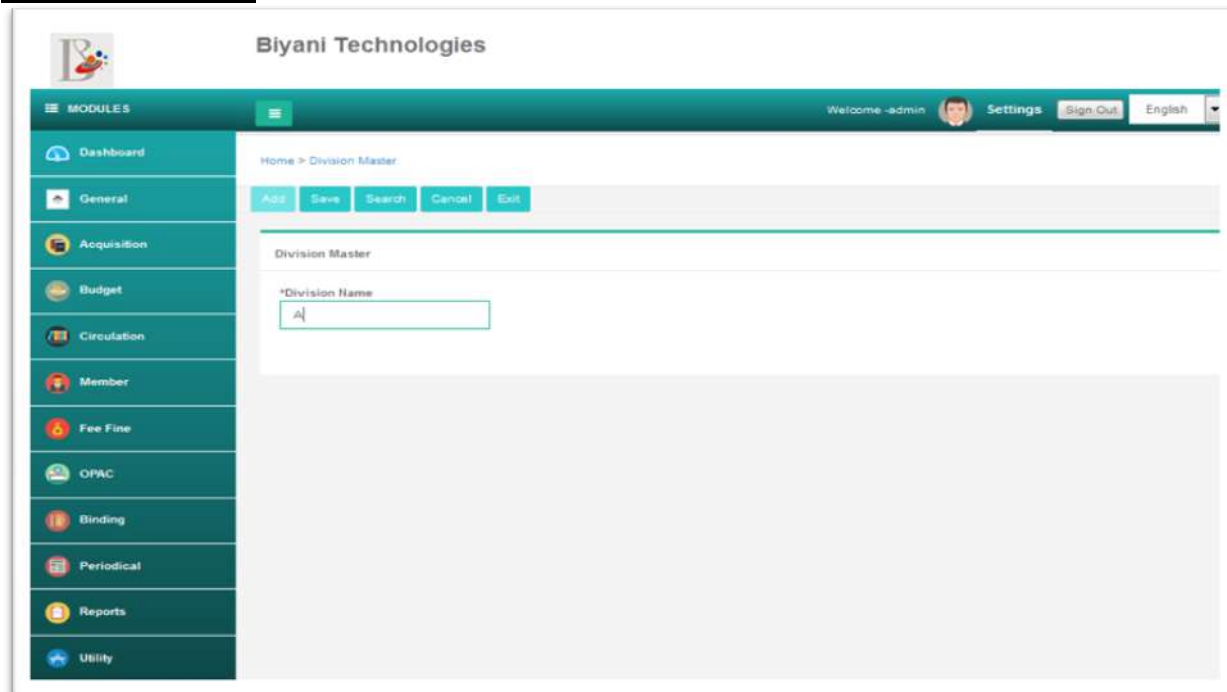


Stream Master Form → Click here to Define Stream Master for students.



The screenshot shows the 'Stream Master' form within the Biyani Technologies application. The interface includes a sidebar with various modules such as Dashboard, General, Acquisition, Budget, Circulation, Member, Fee Fine, OPAC, Binding, Periodical, Reports, and Utility. The main content area displays the 'Stream Master' form with a breadcrumb trail 'Home > Stream Master'. At the top of the form, there are buttons for 'Add', 'Save', 'Search', 'Cancel', and 'Exit'. The form contains a single text input field labeled '*Stream Name' with the value 'Computer Science' entered.

Division Master → Click here & Define Division Master for students.



The screenshot shows the 'Division Master' form within the Biyani Technologies application. The interface is similar to the Stream Master form, with a sidebar of modules and a main content area. The breadcrumb trail is 'Home > Division Master'. The form has buttons for 'Add', 'Save', 'Search', 'Cancel', and 'Exit'. A single text input field labeled '*Division Name' contains the value 'A'.

Caste Master → Define Here Caste Master for students as well as Employee.

The screenshot shows the 'Caste Master' form within the Biyani Technologies application. The form is titled 'Caste Master' and is located under the 'Home > Caste Master' path. It features a sidebar with modules such as Dashboard, General, Acquisition, Budget, Circulation, Member, Fee Fine, OPAC, Binding, Periodical, Reports, and Utility. The top navigation bar includes 'Welcome -admin', 'Settings', 'Sign Out', and 'English'. The form itself has a header with 'Add', 'Save', 'Search', 'Cancel', and 'Exit' buttons. The main form area contains two fields: '*Caste Name' with the value 'Maratha' and '*Minority / Non-Minority' with a dropdown menu set to 'Non-Minority'.

Sub Caste Master → Define Here Caste Master for students as well as Employee.

The screenshot shows the 'Sub Caste Master' form within the Biyani Technologies application. The form is titled 'Sub-Caste Master' and is located under the 'Home > Sub Caste Master' path. It features a sidebar with modules such as Dashboard, General, Acquisition, Budget, Circulation, Member, Fee Fine, OPAC, Binding, Periodical, Reports, and Utility. The top navigation bar includes 'Welcome -admin', 'Settings', 'Sign Out', and 'English'. The form itself has a header with 'Add', 'Save', 'Search', 'Cancel', and 'Exit' buttons. The main form area contains one field: '*Sub Caste Name' with the value 'Tel'.

Caste Category Master → Define Here Caste Category Master.

The screenshot shows the 'Caste Category Master' form. The sidebar on the left lists various modules. The main form area has a header with 'Home > Caste Category Master' and buttons for 'Add', 'Save', 'Search', 'Cancel', and 'Exit'. Below this, there are two input fields: '*Category Name' with the value 'Open' and an empty 'Description' field.

Paying Category Master → Define Here Paying Caste Category Master.

The screenshot shows the 'Paying Category Master' form. The sidebar on the left lists various modules. The main form area has a header with 'Home > Paying Category Master' and buttons for 'Add', 'Save', 'Search', 'Cancel', and 'Exit'. Below this, there are two input fields: '*Paying Category Name' with the value 'SC' and an empty 'Description' field.

Religion Master → Define Here Religion Master for Students & Members.

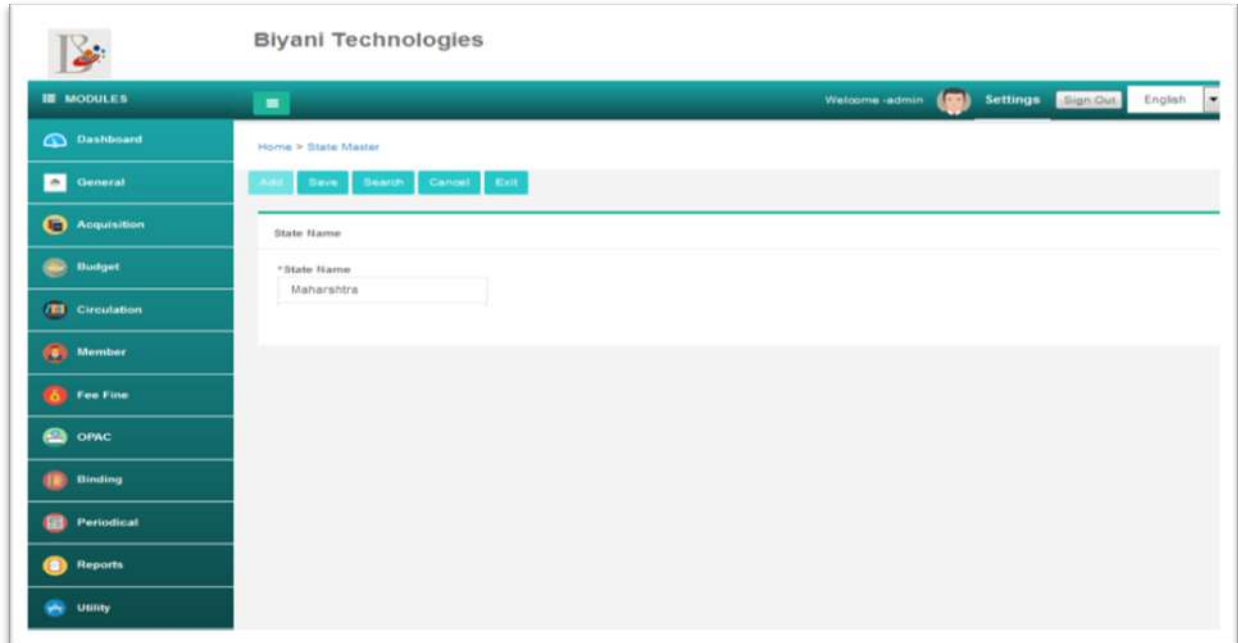
The screenshot shows the 'Religion Master' form within the Biyani Technologies application. The interface includes a sidebar with various modules and a top navigation bar. The form itself is simple, with a title bar and a single input field for the religion name.

City Master → Define Here Cities for Students & Members.

The screenshot shows the 'City Master' form within the Biyani Technologies application. The form is more complex than the Religion Master form, featuring multiple dropdown menus for hierarchical location data.

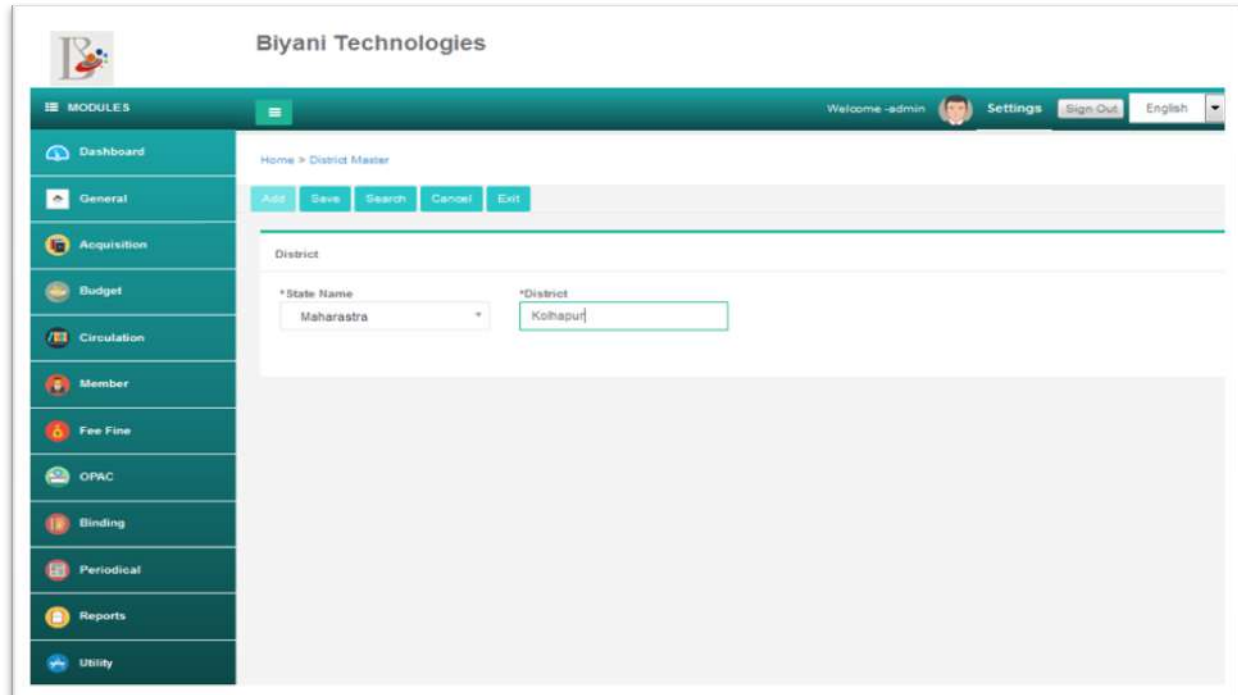
*State Name	*District Name	*Taluka Name
Maharashtra	Kolhapur	Hatkalangle
*City Name	Pin Code	Urban/Rural
Hatkalangle	416895	Urban

State Master → Click to Define State names for Students & Members.



The screenshot shows the 'State Master' form in the Biyani Technologies system. The interface includes a sidebar with various modules and a main content area. The main content area has a header with 'Add', 'Save', 'Search', 'Cancel', and 'Exit' buttons. Below the header, there is a 'State Name' field with a dropdown menu showing 'Maharashtra'.

District Master → Define here District for Students & Members.



The screenshot shows the 'District Master' form in the Biyani Technologies system. The interface includes a sidebar with various modules and a main content area. The main content area has a header with 'Add', 'Save', 'Search', 'Cancel', and 'Exit' buttons. Below the header, there is a 'District' field with a dropdown menu showing 'Maharashtra' and a 'District' field with a text input showing 'Kolhapur'.

Taluka Master → Define here Taluka for Students & Members.

The screenshot shows the 'Taluka Master' form in the Biyani Technologies system. The form is titled 'Taluka Master' and includes the following fields:

- *State Name: Maharashtra
- *District Name: Kolhapur
- *Taluka Name: Karveer

The form also includes buttons for Add, Save, Search, Cancel, and Exit. The left sidebar shows the 'MODULES' menu with options like Dashboard, General, Acquisition, Budget, Circulation, Member, Fee Fine, OPAC, Binding, Periodical, Reports, and Utility.

Library Card Type → Here User Can Define Library card.

The screenshot shows the 'Library Card Type' form in the Biyani Technologies system. The form is titled 'Library Card Type' and includes the following fields:

- *Library Card Type Name: Yellow
- *Prefix: YL

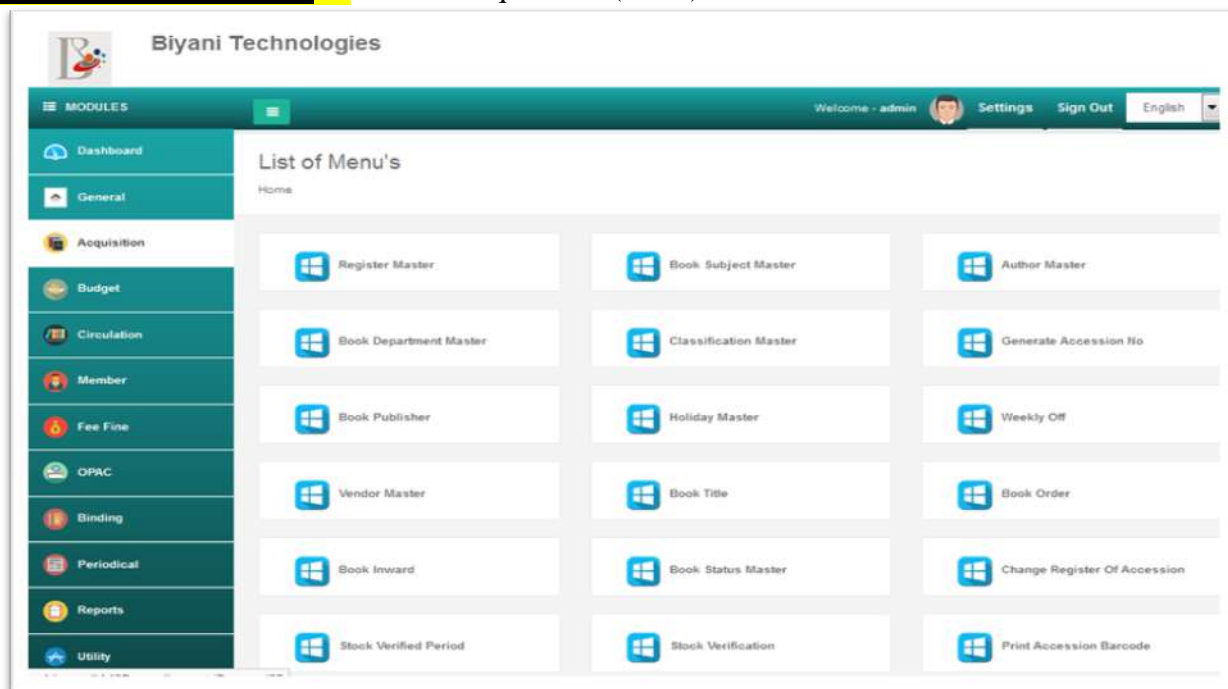
The form also includes radio buttons for Student, Employee, and Other Member. The left sidebar shows the 'MODULES' menu with options like Dashboard, General, Acquisition, Budget, Circulation, Member, Fee Fine, OPAC, Binding, Periodical, Reports, and Utility.

User Manual Acquisition Module

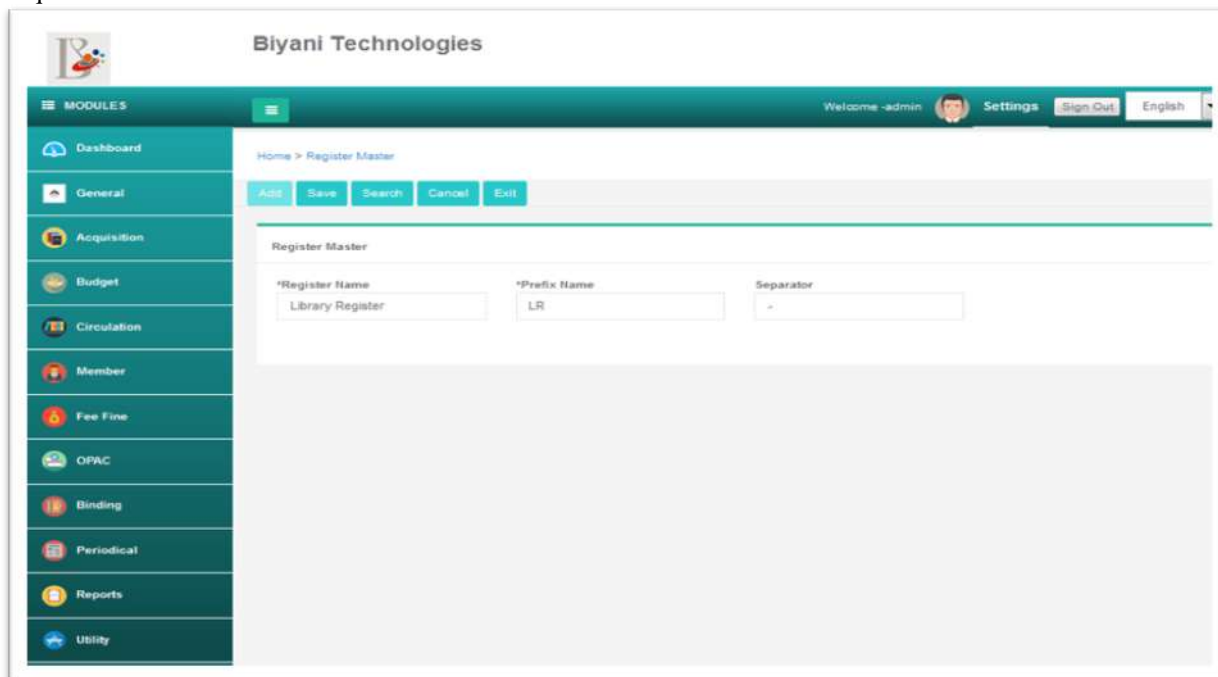
Index

Sr. No	Form Name	Page No.
1	Register Master	3
2	Book Subject Master	4
3	Author Master	4
4	Book Department Master	5
5	Classification Master	5
6	Generate Accession Number	6
7	Book Publisher	6
8	Holiday Master	7
9	Weekly Of	7
10	Vendor Master	8
11	Book Title	8
12	Book Order	9
13	Book Inward Master	9
14	Book Status Master	10
15	Change Register of Accession	10
16	Stock Verified Period	11
17	Stock Verification	11
18	Print Barcode Accession	12

Acquisition Module → This is Acquisition (Book) Module.



Register Master → Click here to define Register Master For Acquisition.



Book Subject Master → 1st User Can define all subjects here. (Book Subject Master)

The screenshot shows the 'Book Subject Master' form. The left sidebar lists modules: Dashboard, General, Acquisition, Budget, Circulation, Member, Fee Fine, OPAC, Binding, Periodical, Reports, and Utility. The top navigation bar shows 'Welcome -admin', 'Settings', 'Sign Out', and 'English'. The form has buttons for 'Add', 'Save', 'Search', 'Cancel', and 'Exit'. The 'Book Subject Name' field contains 'English' and the 'Remark' field is empty.

Author Master → Define here Authors name which required.

The screenshot shows the 'Author Master' form. The left sidebar lists modules: Dashboard, General, Acquisition, Budget, Circulation, Member, Fee Fine, OPAC, Binding, Periodical, Reports, and Utility. The top navigation bar shows 'Welcome -admin', 'Settings', 'Sign Out', and 'English'. The form has buttons for 'Add', 'Save', 'Search', 'Cancel', and 'Exit'. The 'Author Name' field contains 'Mr. Abhijit Ghugare', the 'Email ID' field contains 'abhij@gmail.com', and the 'Remark' field contains 'Good'.

Book Department Master → Define here Book Departments for Books.

The screenshot shows the 'Book Department Master' form. The sidebar on the left lists various modules. The main form area has a header with 'Biyani Technologies' and a navigation bar with 'Welcome -admin', 'Settings', 'Sign Out', and 'English'. Below the navigation bar, there are buttons for 'Add', 'Save', 'Search', 'Cancel', and 'Exit'. The form itself has a title 'Book Department' and two input fields: '*Book Department Name' (with the text 'English Department') and 'Remark'.

Classification Master → Define here Book Classification for Books.

The screenshot shows the 'Classification Master' form. The sidebar on the left lists various modules. The main form area has a header with 'Biyani Technologies' and a navigation bar with 'Welcome -admin', 'Settings', 'Sign Out', and 'English'. Below the navigation bar, there are buttons for 'Add', 'Save', 'Search', 'Cancel', and 'Exit'. The form itself has a title 'Classification Master' and two input fields: '*Classification Number' (with the text 'DC1231W4') and 'Remark'.

Generate Accession Number → Here Generate Accession no. for books.

Home > Generate Accession No.

Book Title: 8.12 Old 2218 (1) Mathematics (123)

Accession Number: [Generate]

Book No: 1 | Bill Date: 10/12/2018 12:00:00 AM | Book Title: Mathematics 1

Author: S.R. LAK | Author ID: | Publisher Name: Vedant Publications

Editor: S. | No. of Copies: 5 | Department: MCA

Register Name: Library Register | Branch: LN | Location: Q1 | Status: Active

Next Number: [Generate] | Starting: 01

Sl No	Book	Accession No	Barcode	Status	Register
1		LR22	LR22	Active	Library Register
2		LR23	LR23	Active	Library Register

Book Publisher → Define here Book Publishers name which required.

Biyani Technologies

Home > Book Publisher

Name: Vedant Publications | Address: Kolhapur

City: Kolhapur | Taluka: Karveer | District: Kolhapur | Pincode: 416000

Telephone No: 0231456589 | Email ID: info@vedant.com | Website: www.vedant.com

Holiday Master → Define here holidays name & this holidays can calculate as fine If we select Checkbox of Consider Holidays in Fine Calculation Otherwise not considered.

Weekly Off → Defines weekly off days On this form for eg Second Saturday and Fourth Saturday.

Vendor Master → Create here vendors Information which required for books.

Biyani Technologies

Home > Vendor Master

Buttons: Add, Save, Search, Cancel, Exit

Vendor Master

*Vendor Name: Ajb Pustakalay

Address: Kolhapur

*City Name: Kolhapur | Taluka: Karveer | District: Kolhapur | PinCode: 416000

Contact Person: Aashish Dixit | Telephone No: 02313495786 | Mobile No: 8934735695 | Fax No: 0231657466

Email ID: aad@gmail.com | VAT No: 1725367 | PAN No: 9678765675678 | CST No: 454536

MST No: 87126367 | Tin Number: 63484278 | Remark: 01

Book Title → Click to entry for book titles. In this form We can save book department ,classification number , subject name, cover page etc as shown below

Biyani Technologies

Home > Book Title

Buttons: Add, Save, Search, Cancel, Exit

Book Title Master

*Book Title: Programing in C | Book Department: Computer | *Classification No.: 201617 | Subject Name: C language

I.S.B.N. No.: 34214 | Book Type: Ref. | Language Of Book: English | Issued Off:

Binding Type: Soft Binding | Size: 342 | Electronic Media: --Select-- | Contain Page: --Select--

Edition: 2 | Volume: 32 | Publishing Year: 2016 | Pages: 345

Search Keyword: C

Cover Page: Bind.gif | Contain Page: foot-ball.png

Book Order → Click here for book order which is needed.

Biyani Technologies

Home > Book Order

Buttons: Add, Save, Search, Cancel, Exit

Book Order

*Order No: 9 *Order Date: 21/11/2016 *Vendor Name: Ajab Pustakalaya

Order By: Mr. Anket Jadhav Remark: Good

*Book Title: C Language *Budget Head: Management

Currency Type: Rs *Indian Price (In Rs.): 540 Foreign Price: 0 Qty Ordered: 2

Book Inward Master → When order one book then entry to Book Inward here.

Biyani Technologies

Home > Book Inward Master

Buttons: Add, Save, Search, Cancel, Exit

Book Inward

Select Books These Ordered Select Books If Other Is Donated

*Inward No: 9 Inward Date: 21/11/2016 Order No: 7 Order Date: 18/10/2016

DC No: 4548 DC Date: 21/11/2016 *Vendor: Ajab Pustakalaya

Bill No: 45 Bill Date: 21/11/2016 Transport No: MH 09 AB 1221

Remark: Kolhapur

Book Status Master → Here defines status for Books . It is used to check Book is active or not

The screenshot shows the 'Book Status Master' form. The left sidebar contains a menu with items like Dashboard, General, Acquisition, Budget, Circulation, Member, Fee Fine, OPAC, Binding, Periodical, Reports, and Utility. The main content area has a header 'Biyani Technologies' and a navigation bar with 'Home > Book status Master'. Below the header are buttons for 'Add', 'Save', 'Search', 'Cancel', and 'Exit'. The form is titled 'Book Status Information' and contains several input fields and dropdown menus. At the bottom, there are radio buttons for 'Student', 'Employee', and 'Other Member'.

Change Register of Accession → If We want to change Accession Register and Accession number Then By using this form we can change Accession Register and Accession number.

The screenshot shows the 'Change Register of Accession' form. The left sidebar is the same as in the previous screenshot. The main content area has a header 'Biyani Technologies' and a navigation bar with 'Home > Change Register Of Accession'. Below the header are buttons for 'Add', 'Save', 'Search', 'Cancel', and 'Exit'. The form is titled 'Accession Details' and contains several input fields and a button. Below this is a section titled 'New Register And Prefix' with more input fields and a button. At the bottom, there is a table with columns for 'Current Accession No', 'Book Title', and 'New Accession No'.

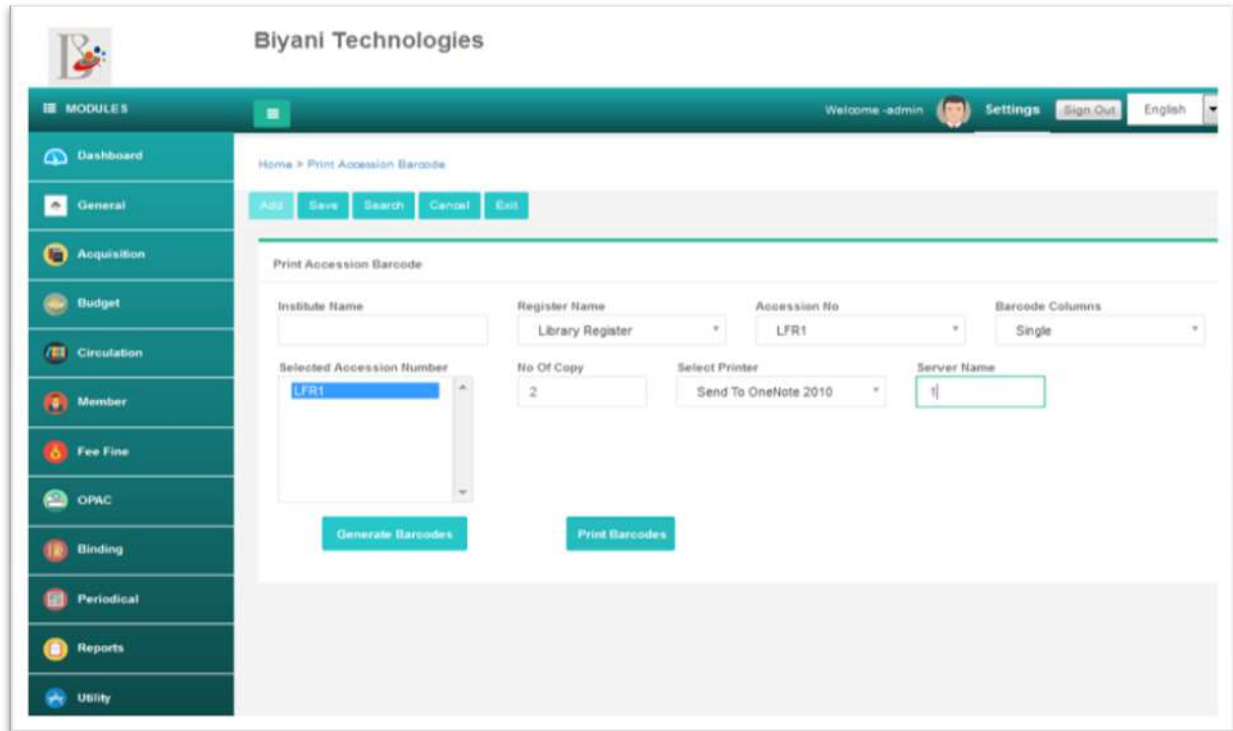
Stock Verified Period → Click here to verify Period for stock.

The screenshot shows the 'Stock Verification Period' form. At the top, there is a navigation bar with 'Home > Stock Verification Period'. Below this are buttons for 'Add', 'Save', 'Search', 'Cancel', and 'Exit'. The form contains three input fields: '*From Date' with the value '21/11/2016', '*To Date' with the value '21/11/2016', and 'Verification Period' with the value '21/11/2016 To 21/11/2016'. A sidebar on the left lists various modules like Dashboard, General, Acquisition, Budget, Circulation, Member, Fee Fine, OPAC, Binding, Periodical, Reports, and Utility.

Stock Verification → Click here to Verification for Stock.

The screenshot shows the 'Stock Verification' form. At the top, there is a navigation bar with 'Home > Stock Verification'. Below this are buttons for 'Add', 'Save', 'Search', 'Cancel', and 'Exit'. The form contains three input fields: '*Verification Period' with the value '12/10/2016 To 15/10/2016', '*Verified Date' with the value '21/11/2016', and 'Verified By' with the value 'Ramesh Suresh Patil'. Below these are radio buttons for 'Single Accession' (selected) and 'Multiple Accession'. There is also a '*Status' dropdown menu set to 'Active'. A blue button labeled 'ADD' is visible. At the bottom, there is a table header with columns: 'SrNo', 'BookTitle', 'AccessionNo', 'Location', 'Barcode', and 'Status'. A message 'Non Stock Verified Without Book Issue' is displayed in a blue box.

Prints Barcode Accession → Click here to Print Barcode Accession.



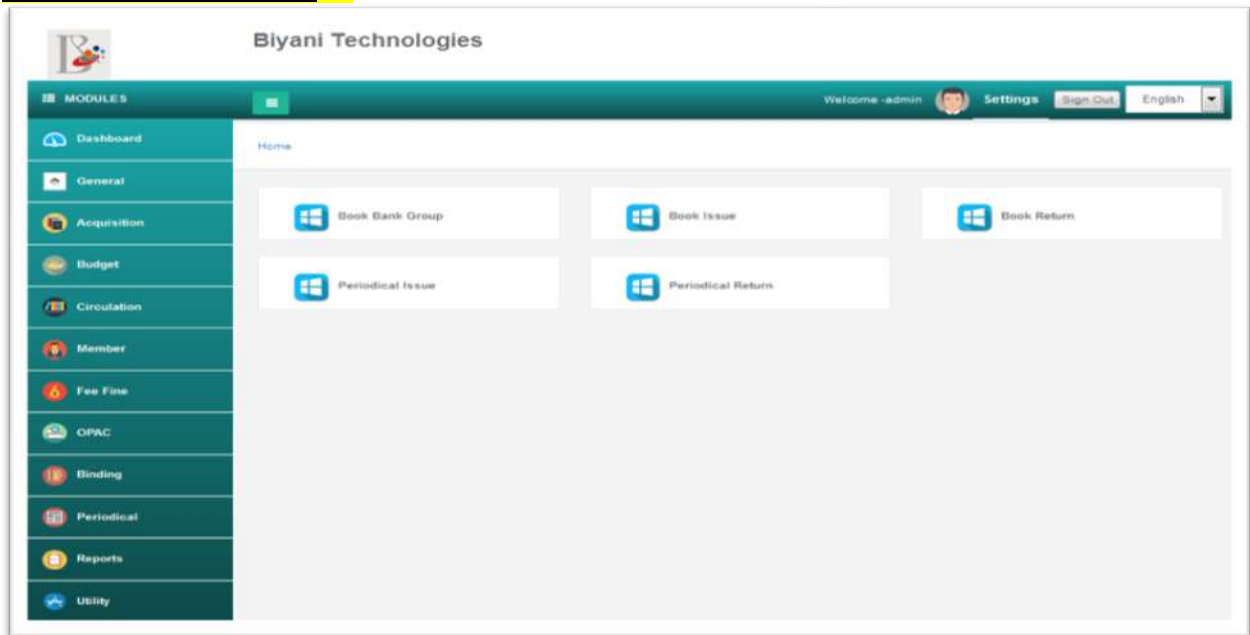
The screenshot shows the 'Print Accession Barcode' page in the Biyani Technologies system. The interface includes a sidebar with modules like Dashboard, General, Acquisition, Budget, Circulation, Member, Fee Fine, OPAC, Binding, Periodical, Reports, and Utility. The main content area has a breadcrumb 'Home > Print Accession Barcode' and a toolbar with 'Add', 'Save', 'Search', 'Cancel', and 'Exit' buttons. The form fields are: Institute Name (text input), Register Name (dropdown menu with 'Library Register' selected), Accession No (dropdown menu with 'LFR1' selected), Barcode Columns (dropdown menu with 'Single' selected), Selected Accession Number (list box with 'LFR1' selected), No Of Copy (text input with '2'), Select Printer (dropdown menu with 'Send To OneNote 2010' selected), and Server Name (text input with '1'). At the bottom of the form are two buttons: 'Generate Barcodes' and 'Print Barcodes'.

User Manual Circulations Module

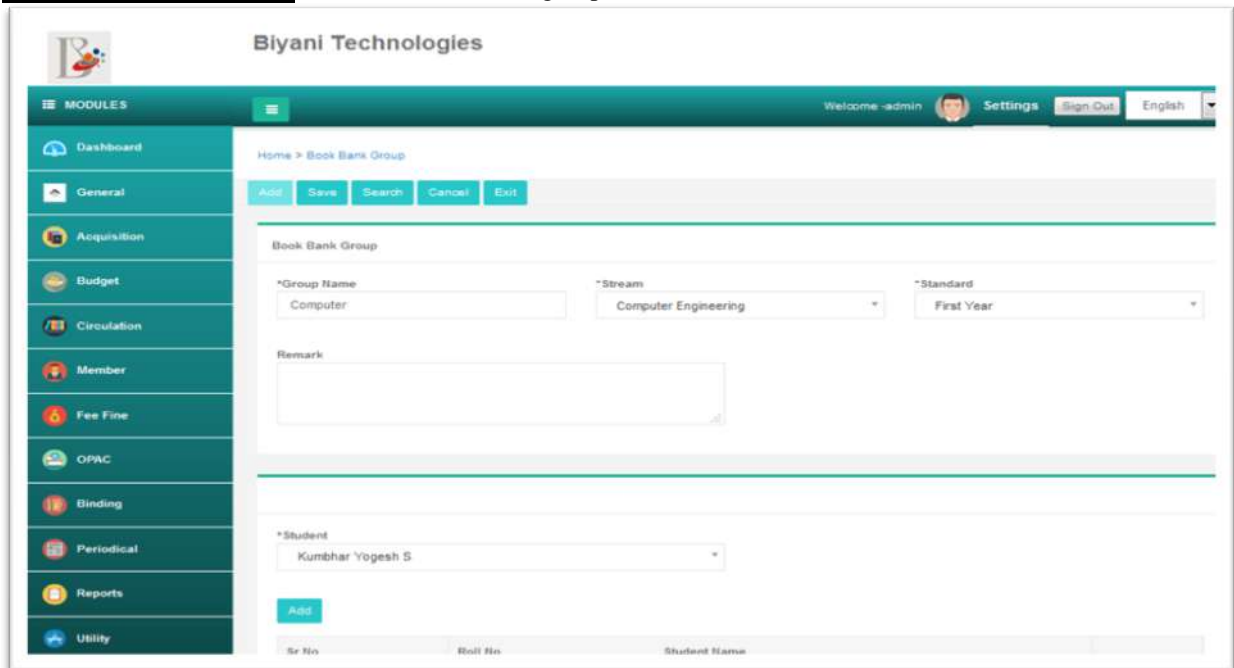
Index

Sr. No	Form Name	Page No.
1	Book Bank Group	2
2	Book Issue	3
3	Book Return	4
4	Periodical Issue	5
5	Periodical Return	6

Circulation Module →



Book Bank Group → Click here to create group for Book Bank.



Book Issue → Click here to Book issued entry.

Step1. Select Student name or Library card number then in student name press tab then books are display in other window

Dr. D. Y. Patil Institute of Pharmacy

MODULES

Welcome - admin Settings Sign Out English

- Library Dashboard
- Reports
- Utility Module
- Acquisition
- Member
- Budget
- Circulation
- Fee Fine
- OPAC
- Binding
- Periodical

Home > Book Issue

[Add](#) [Save](#) [Search](#) [Cancel](#) [Exit](#)

Student Name

*Issue No 430	*Issue Date 26/11/2016	Received No	*Return Date 05/12/2016
------------------	---------------------------	----------------	----------------------------

Book Issue To

Members

Student Employee Other Member Book Bank

Mode Of Issues

Library Card I Card

Student Details

Library Barcode D246	Library Card No. D246	Student Name Agarwal Rakhi Bhagstrom-D246	
Card Type Pink	Stream D Pharmacy	Standard SY	Roll No. SY46

Barcode	*Book Name		
Registrar	Author I	Author II	Author III
Location	Remark		

Number of books allowed is 2

Issue Another Book

Sr No	Accession No	Book Title	Author-I	Author-II	Author-III	Issue Date	Return Date	Book Type

Customer Care : (0231) 2526373 , 9272204673, Email id : customerservice@biyanitechnologies.com
 Copyright © All Rights Reserved.

Biyani Technologies
Bringing Technology 2 Business

Step2. select books from list showing in next and click on save Button

Dr. D. Y. Patil Institute of Pharmacy

Welcome - admin Settings Sign Out English

MODULES

- Library Dashboard
- Reports
- Utility Module
- Acquisition
- Member
- Budget
- Circulation
- Fee Fine
- OPAC
- Binding
- Periodical

Home > Book Issue

Add Save Search Cancel Exit

Student Name

*Issue No: 430 *Issue Date: 28/11/2018 Received: No *Return Date: 05/12/2018

Book Issue To

Members: Student Employee Other Member Book Bank

Mode Of Issues: Library Card I Card

Student Details

Library Barcode: D246 Library Card No.: D246 Student Name: Agarwal Rakhi Bhagatram-D246

Card Type: Pink Stream: D Pharmacy Standard: SY Roll No.: SY46

Book is Available

Barcode: AC3 *Book Name

Registrar: Accession Location

Number of books allowed is 2

Issue Another Book

Sr No	Accession No	Book
1		Indian Pharmacopoeia 1995 / Vol - I. (AC1) available
2		Indian Pharmacopoeia 1995 / Vol - II. (AC2) not available
3		Pharmaceuticals: the sci of dosage form design 2nd Ed. (AC3) available
4		Pharmaceuticals: the sci of dosage form design 2nd Ed. (AC4) available
5		Cooper & gunn's, dispensing for pharmaceuticals student 12th Ed. (AC5) available
6		Cooper & gunn's, dispensing for pharmaceuticals student 12th Ed. (AC6) available
7		Cooper & gunn's, dispensing for pharmaceuticals student 12th Ed. (AC7) available
8		Cooper & gunn's, dispensing for pharmaceuticals student 12th Ed. (AC8) available
9		Cooper & gunn's, dispensing for pharmaceuticals student 12th Ed. (AC9) available
10		A. T. B. of Pharmaceuticals I (AC10) available

Customer Care : (0231) 2526373 , 9272204673, Email id : customerservice@biyanitechnologies.com
Copyright © All Rights Reserved.

Biyani Technologies
Bringing Technology 2 Business

Book Return → Click here to Book Return entry.

step1. Select Student Name or Library Card Number. And click on select Pending Books

Dr. D. Y. Patil Institute of Pharmacy

Step2. Then Select Book which you want to return and click on save.

Dr. D. Y. Patil Institute of Pharmacy

Welcome - admin Settings Sign Out English

MODULES

- Library Dashboard
- Reports
- Library Module
- Acquisition
- Member
- Budget
- Circulation
- Fee Fine
- OPAC
- Binding
- Periodical

Home > Book Return

Books Pending To Return

Sr No	Card Details	Reg. No.	Person Name	Book Name	Author I	Author II	Auth
Select	1 Pink LIBRARYCARD	D204	Jadhav Shreya Vinod	Pharmacology & Toxicology-AC3018	Yacav A.V.		

Book Return No: 185

Book Return By: [Cancel]

Student Details

Library Barcode: D204 Library Card No.: D204 Student Name: Jadhav Shreya Vinod

Stream: D Pharmacy Standard Roll No.: SY14

Fee

Expected Ret Date	Actual Return Date	No Of Late Days	Fee Amount
	26/11/2018		

Adjustment Amount: [] Fee Type: --Select--

Book Details

Barcode: [] Book Name: [] [Select Missing Name]

Register: [] Author I: [] Author II: [] Author III: []

Location: [] Status: Active Remark: []

Customer Care : (0231) 2526373 , 9272204673, Email Id : customerservice@biyanitechnologies.com
Copyright © All Rights Reserved.

Biyani Technologies
Bringing Technology 2 Business

Periodical Issue → Click here to Periodical issued entry.

Biyani Technologies

Home > Periodical Issue

Buttons: Add, Save, Search, Cancel, Exit

Periodical Issue

*Issue No	*Issue Date	Received	*Expected Ret Date
1	22/11/2016	No	26/11/2016

Periodical Issue To

Student
 Employee
 Other Member
 Book Bank
 Library Card
 I Card

Student Details

Library Barcode	Library Card No.	Student Name
	02	Kumbhar Yogesh S-1111111

Card Type: _____ Stream: _____ Student: _____ Roll No: _____

Periodical Return → Click here to Periodical Return entry.

Biyani Technologies

Home > Periodical Return

Buttons: Add, Save, Search, Cancel, Exit

Periodical Return

*Return No	*Issue No	*Issue Date
1		

Periodical Issued To

Student
 Employee
 Other Member
 Book Bank
 Library Card
 I Card

Student Details

Library Barcode	Library Card No.	Student Name
	02	Patil Deepak Ramesh-123

Stream: _____ Standard: _____ Roll No: _____

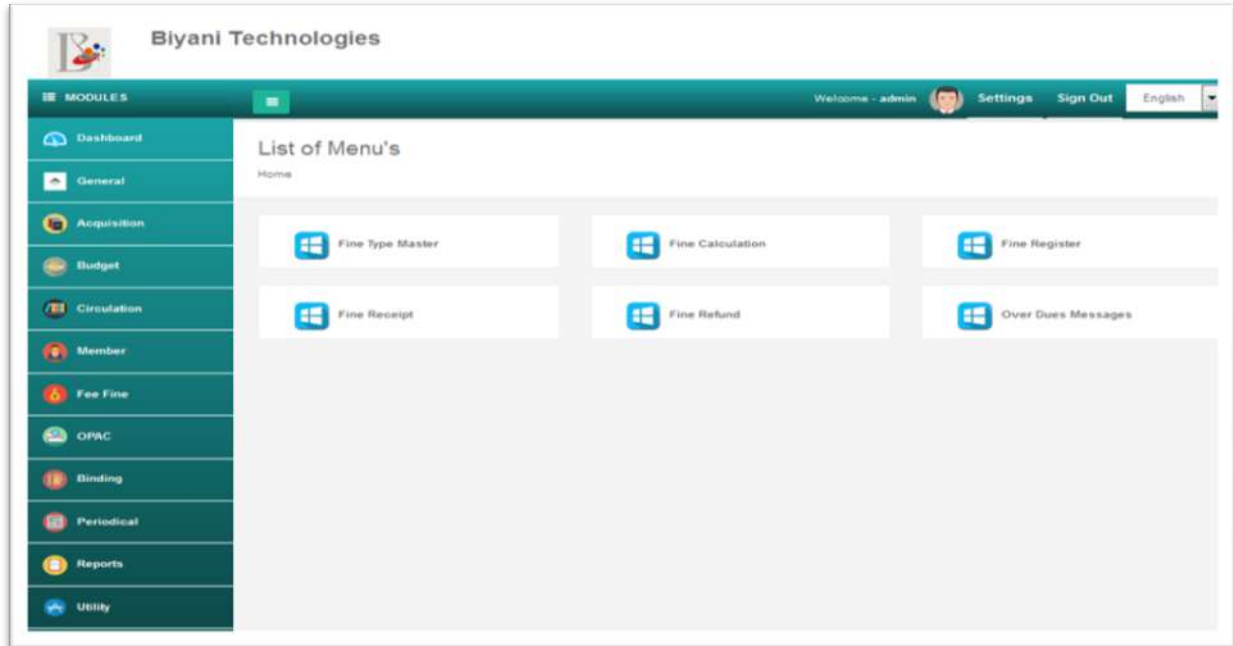
User Manual

FEE FINE

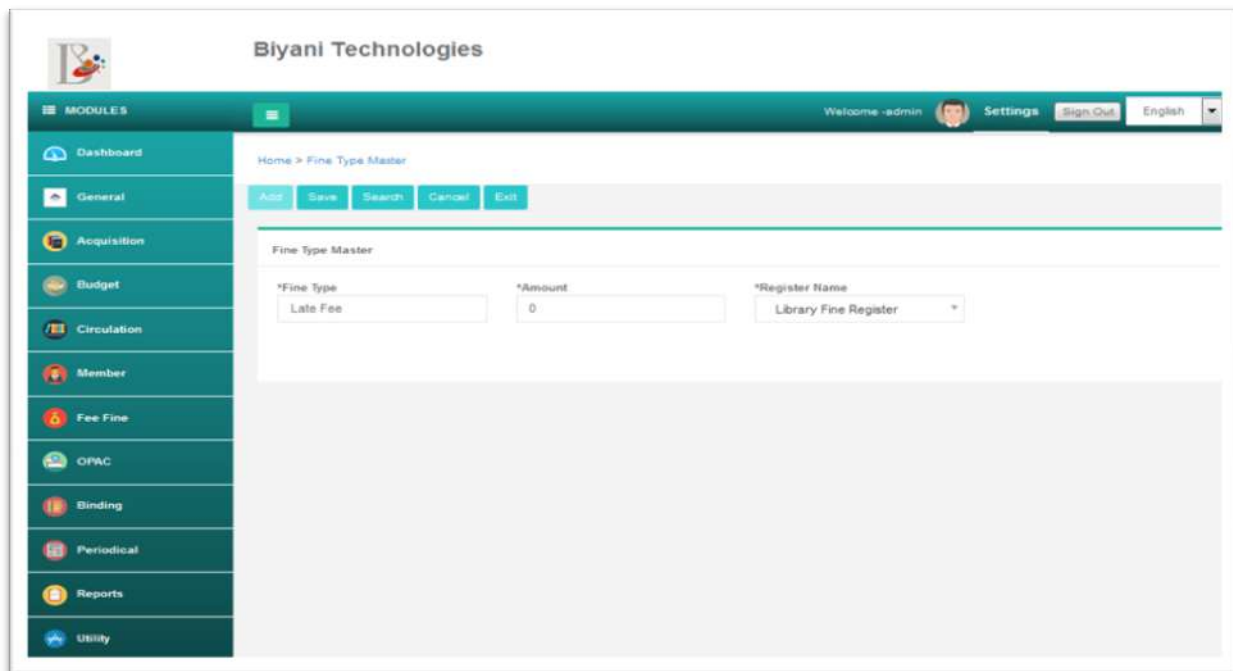
Index

Sr. No	Form Name	Page No.
1	Fine Type Master	3
2	Fine Calculation	4
3	Fine Register	4
4	Fine Receipt	5
5	Fine Refund	5
6	Over Dues Messages	6

Fee Fine Module → Home Page of Fee Fine Module



Fine Type Master → Defines here to Types of Fine.



Fine Calculation → Defines here to Types of Fine.

The screenshot shows the 'Fine Calculation' form within the Biyani Technologies web application. The interface includes a sidebar with various modules and a top navigation bar. The main content area contains the following form fields:

- *Late Days From:** Input field with value '1'
- *To:** Input field with value '10'
- *Fine:** Input field with value '2'

Buttons for 'Add', 'Save', 'Search', 'Cancel', and 'Exit' are visible above the form fields.

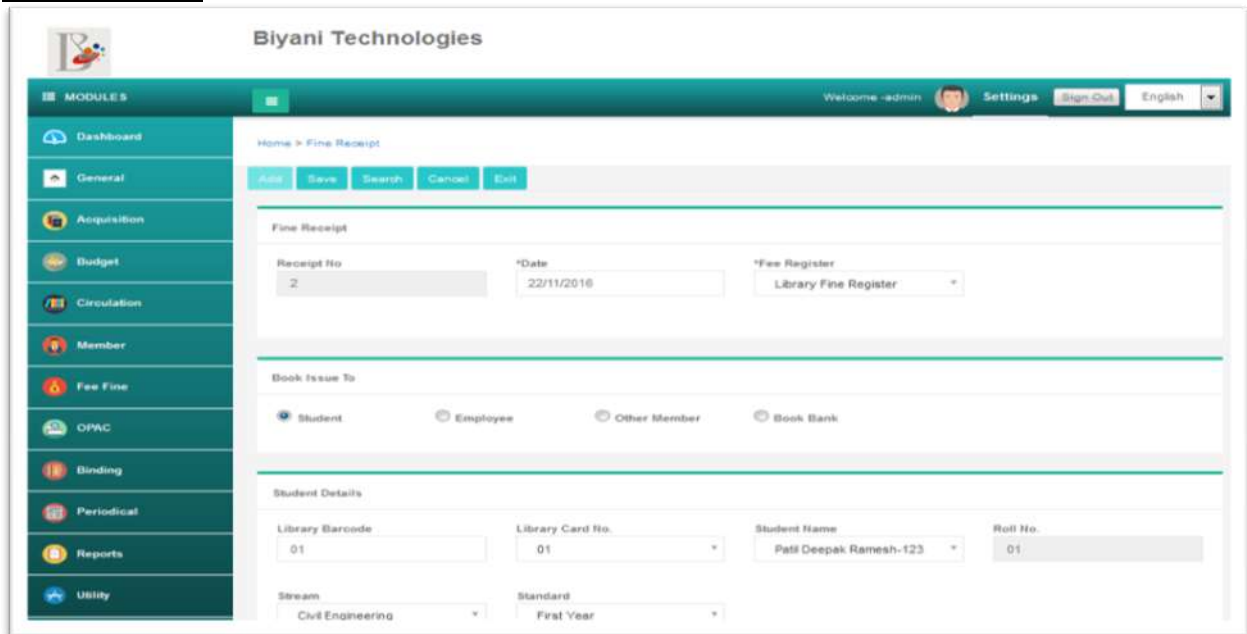
Fine Register → Defines here Fine Register.

The screenshot shows the 'Fine Register' form within the Biyani Technologies web application. The interface includes a sidebar with various modules and a top navigation bar. The main content area contains the following form fields:

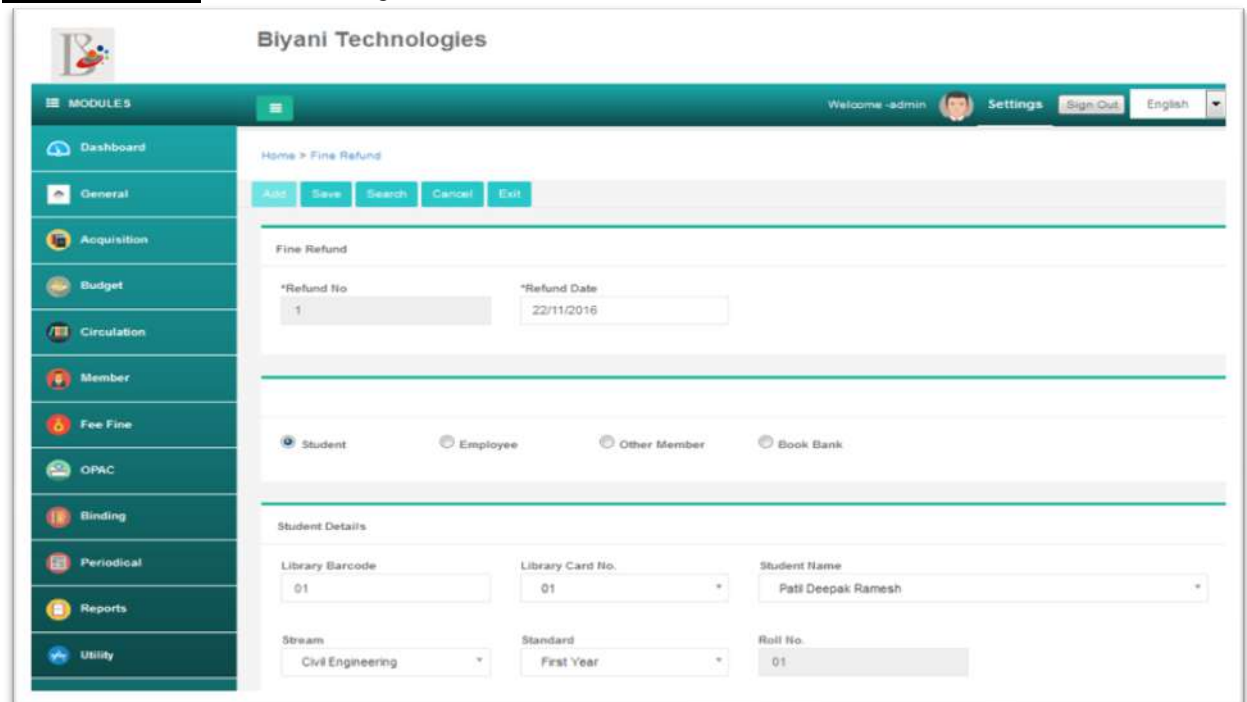
- *Register Name:** Input field with value 'Library Fine Register'
- Register Alias:** Input field with value 'LFR'
- Discription:** Input field
- Print Note:** Input field

Buttons for 'Add', 'Save', 'Search', 'Cancel', and 'Exit' are visible above the form fields.

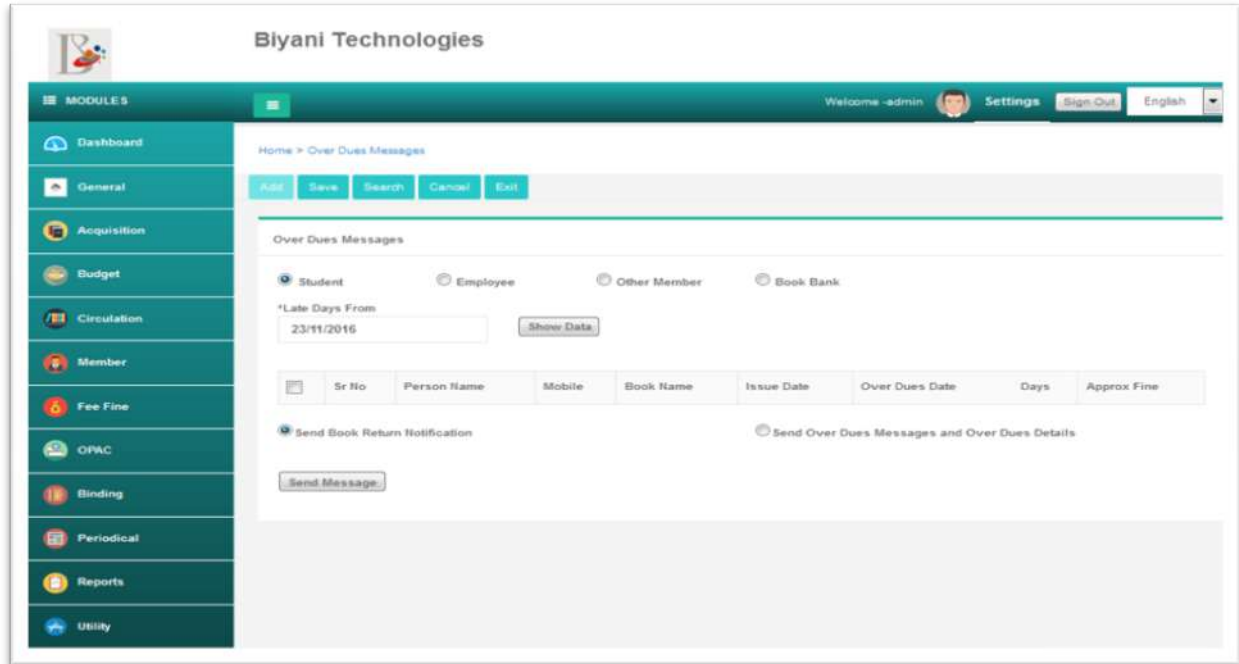
Fine Receipt → Click here to get Fine Receipt.



Fine Refund → Click here to get Fine Refund.



Over Dues Messages → Click here to Over Dues Messages.

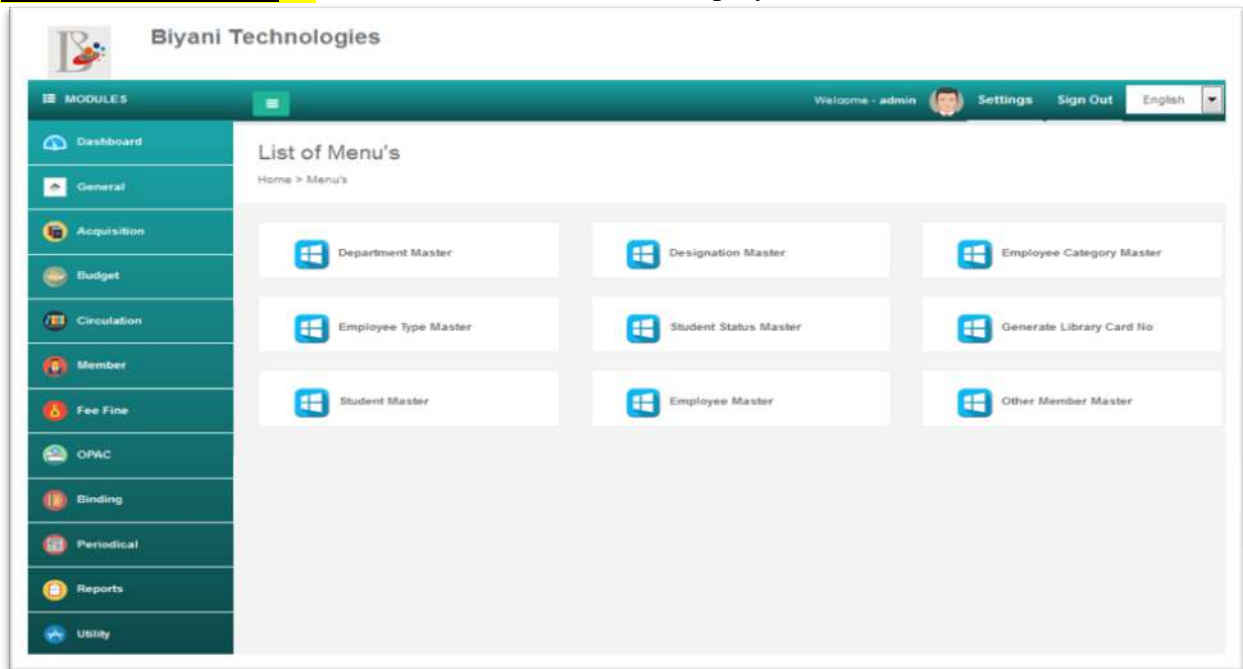


User Manual Member Module

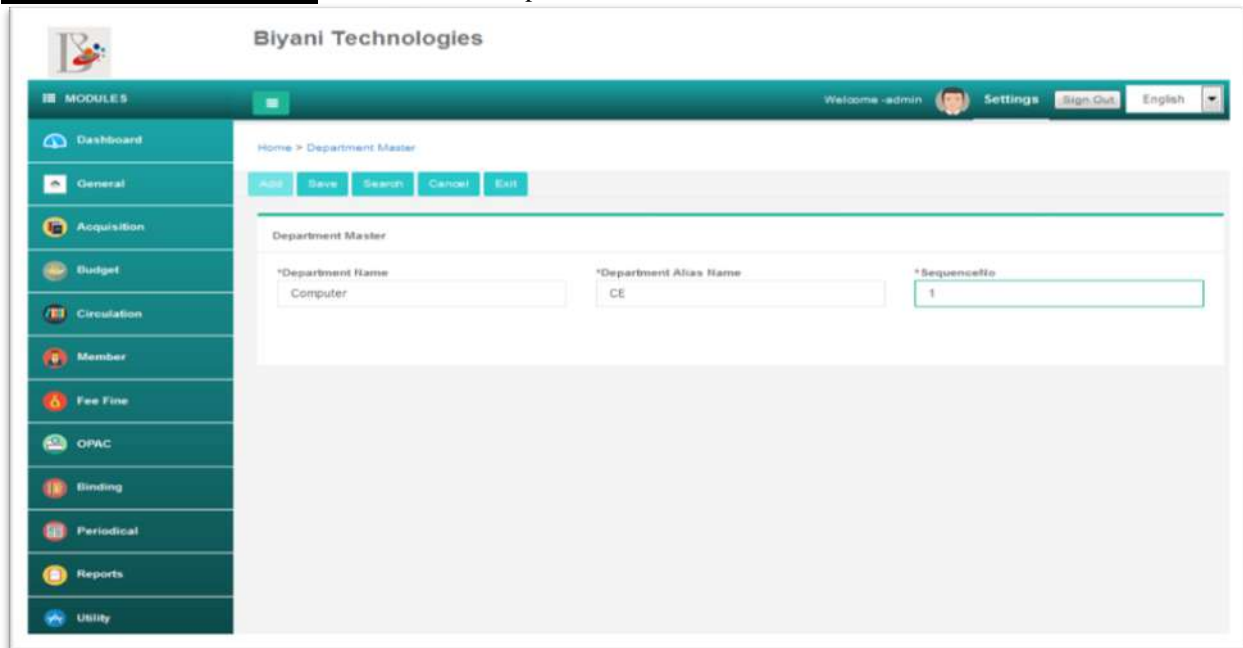
Index

Sr. No	Form Name	Page No.
1	Department Master	3
2	Designation Master	4
3	Employee Category Master	4
4	Employee Type	5
5	Student Status Master	5
6	Generate Library Card No	6
7	Student Master	7
8	Employee Master	8
9	Other Member Master	9

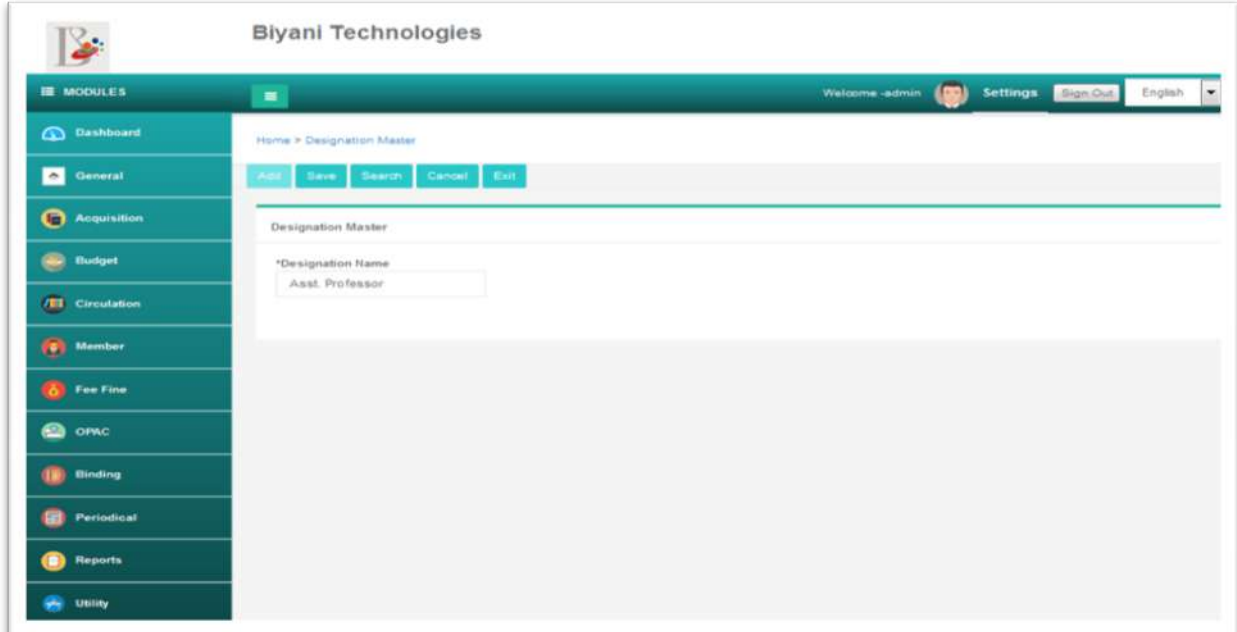
Member Module → This Module For Member(Employee).



Department Master → Click here to Department Name for Members.

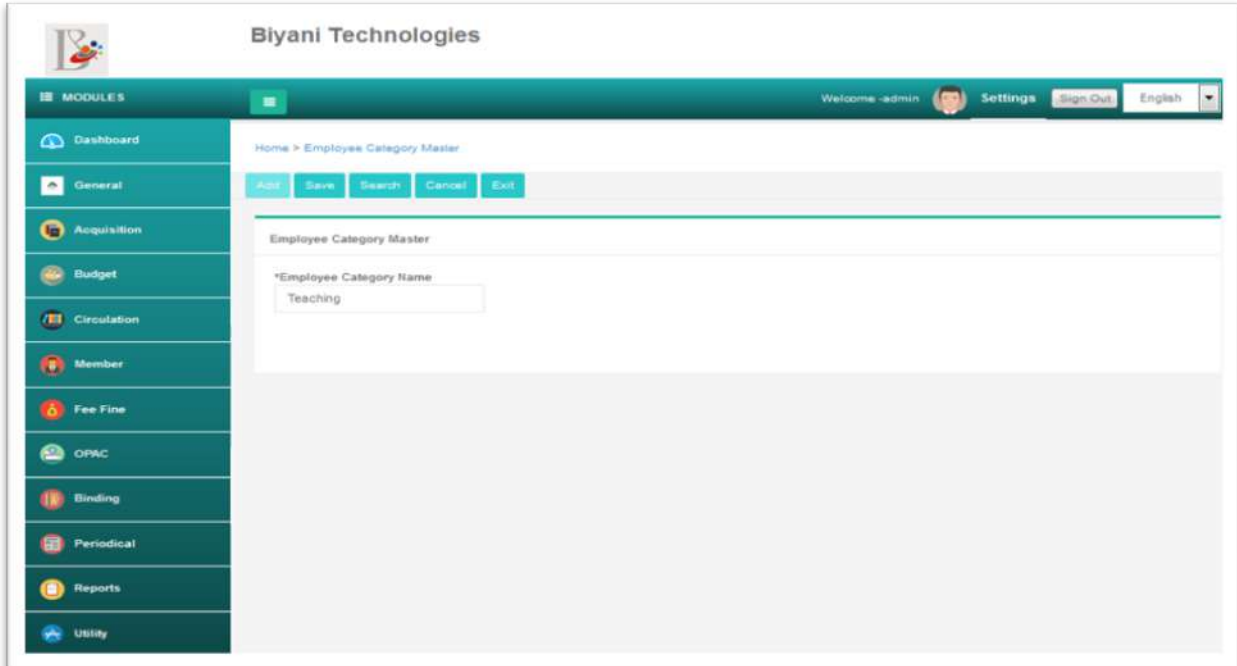


Designation Master → Click here to Designation Name of Members.



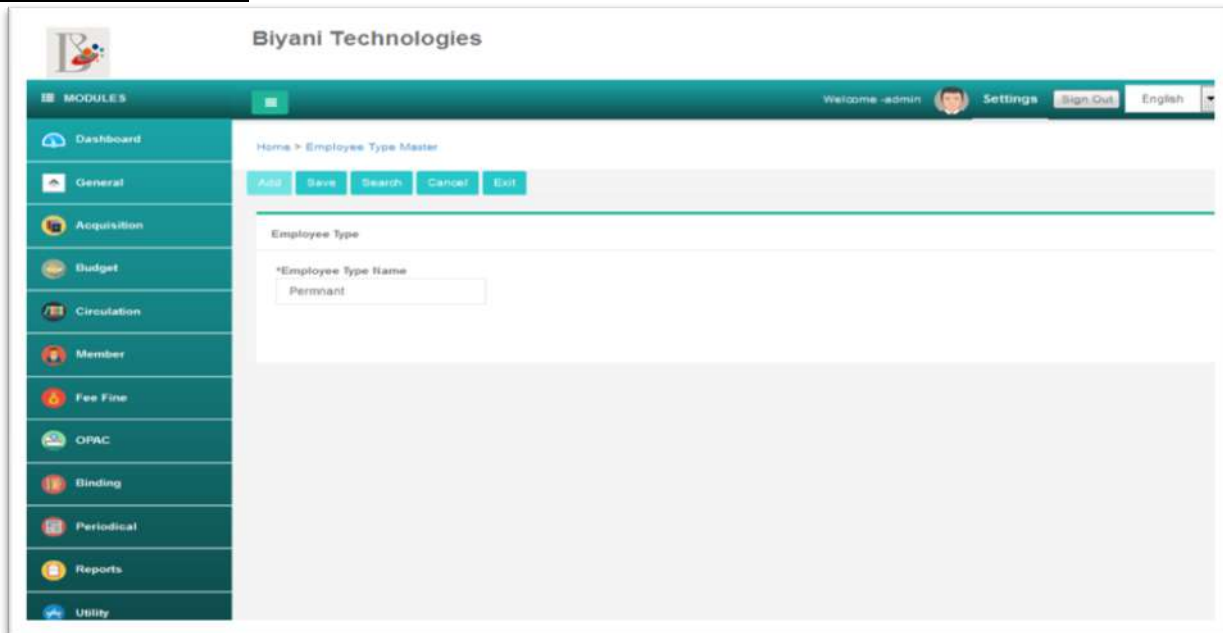
The screenshot shows the 'Designation Master' form within the Biyani Technologies web application. The interface includes a top navigation bar with the company logo, a 'MODULES' sidebar on the left, and a main content area. The main content area has a breadcrumb trail 'Home > Designation Master' and a set of action buttons: 'Add', 'Save', 'Search', 'Cancel', and 'Exit'. Below these buttons is a form titled 'Designation Master' with a single text input field labeled '*Designation Name' containing the text 'Asst. Professor'.

Employee Category Master → Define here Category for Employee.



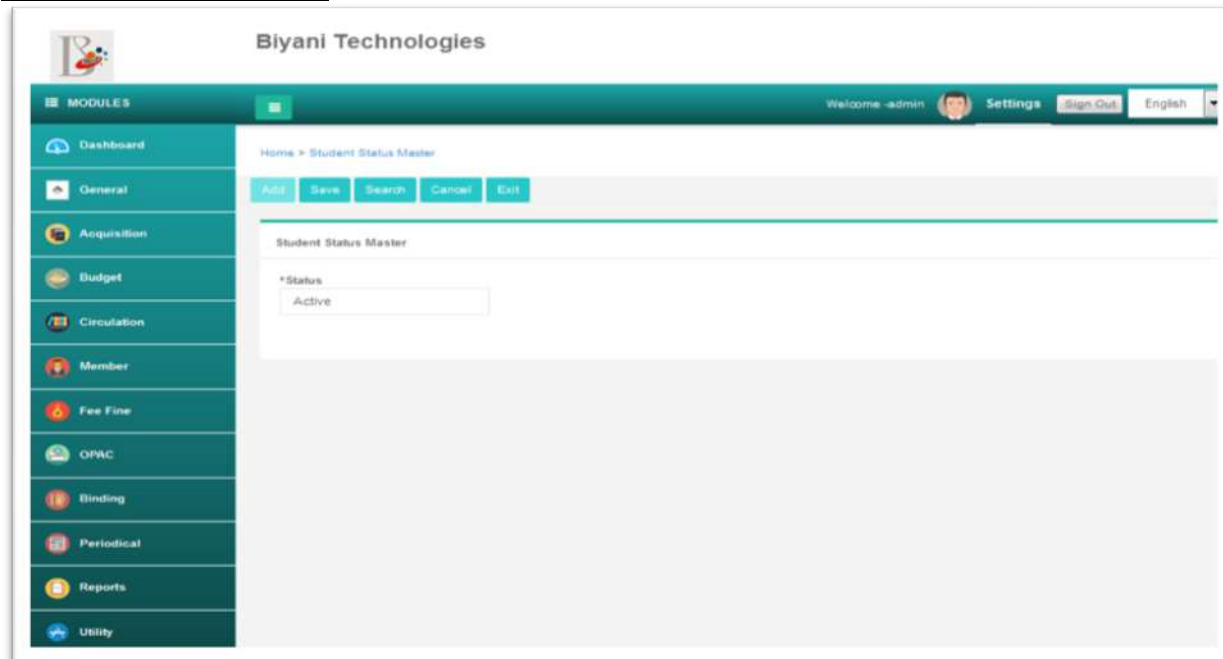
The screenshot shows the 'Employee Category Master' form within the Biyani Technologies web application. The interface is similar to the previous one, with a top navigation bar, a 'MODULES' sidebar, and a main content area. The main content area has a breadcrumb trail 'Home > Employee Category Master' and a set of action buttons: 'Add', 'Save', 'Search', 'Cancel', and 'Exit'. Below these buttons is a form titled 'Employee Category Master' with a single text input field labeled '*Employee Category Name' containing the text 'Teaching'.

Employee Type → Define here Employee types. E.g. Permenent/temp. etc



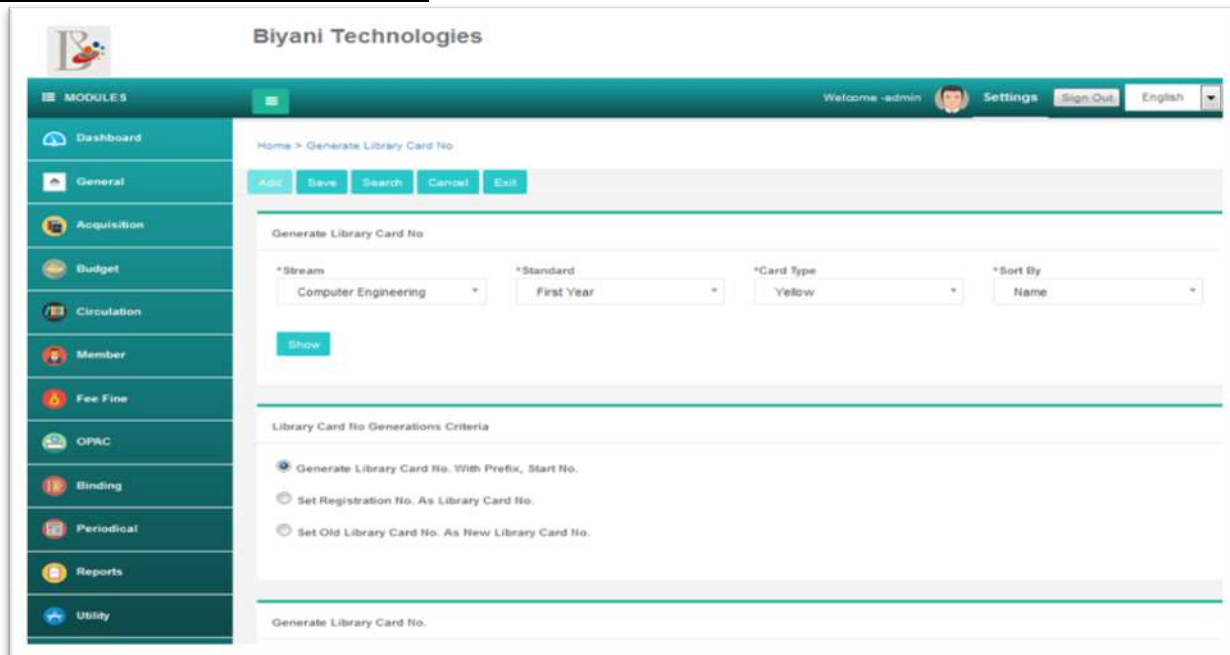
The screenshot shows the 'Employee Type Master' form. The interface includes a sidebar with modules like Dashboard, General, Acquisition, Budget, Circulation, Member, Fee Fine, OPAC, Binding, Periodical, Reports, and Utility. The main content area has a breadcrumb 'Home > Employee Type Master' and buttons for 'Add', 'Save', 'Search', 'Cancel', and 'Exit'. The form field is labeled '*Employee Type Name' and contains the text 'Permant'.

Student Status Master → Click to define Student Status.



The screenshot shows the 'Student Status Master' form. The interface is similar to the previous one, with a sidebar and a main content area. The breadcrumb is 'Home > Student Status Master' and buttons for 'Add', 'Save', 'Search', 'Cancel', and 'Exit' are present. The form field is labeled '*Status' and contains the text 'Active'.

Generate Library Card No → Click here to Generate Library card No.



Student Master → Define here to Student Master entry.

Vasantidevi Patil Institute of Pharmacy (B Pharmacy)

Welcome -ims_vipib Settings Sign Out English

Home > Student Master

ADD Zone Search Cancel Edit

Student Master

Reg. No Prefix *Reg. No Numeric *General Registration No

*First Name: Neha Middle Name: Ashok Last Name: Patil Mother Name: Sangita

*Stream Name: B.Pharmacy *Standard Name: F.Y. Semester Name: I Roll No: 1

Division Name: A Academic Term: Term-I *Student Status: Active Gender: Male

Date of Birth: 25/02/2002 Caste Name: Maratha Religion Name: Hindu Category Name: Open

Sub Caste Name: Hindu-Maratha

Personal Information

Adhar Card Number Marital Status: ---Select--- Mobile Number

Mother Mobile Number Father Mobile Number Blood Group: ---Select---

Address Information

Permanent Address City: ---Select--- Pin Code

Image Information

Photo Path: Choose File No file chosen Upload

Thumb Path: Choose File No file chosen Upload

Signature Path: Choose File No file chosen Upload

Bank Information

Bank Account Number Bank Name Bank Branch Name MICR Number

IFSC Code Number Nominee Name Nominee Age Nominee Relation

Guardian Information

Parent Name Parent Occupation Parent Income

Telephone Number Email Address Guardian Name Guardian Relationship

City: ---Select--- Pin Code Guardian Mobile Number Guardian Address

Customer Care : (0231) 2526373 , 9272204073, Email id : customerservice@biyanitechnologies.com
Copyright © All Rights Reserved. Biyani Technologies

Employee Master → Define here to Student Master entry. Student all information inserted here

BIYANI TECHNOLOGY, KOLHAPUR

Home > Employee Master

Act | Save | Search | Cancel | Exit

Employee Master

Employment No. 12 *Employee Type Teaching *Employee Category Full Time *Employee Designation Professor

*Employee Department Library Department *Date Of Joining 30/11/2018

Photo Path [Choose File] No file chosen Thumb Path [Choose File] No file chosen Sign Path [Choose File] No file chosen

*First Name Akshya Middle Name Arun *Last Name Jadhav

*Qualification B.E. Job Type Full Time *Employee Status Active Probation Period 6months

Caste information

Religion Name Hindu *Caste Name Maratha *Sub Caste Name Maratha *Caste/Category Name Open

Gender Male *Blood Group A +ve *Date Of Birth 15/10/1990 Age 28

Marital Status Unmarried *Anniversary Date Birth Place Mobile Number 1

Mobile Number 2 Official Email ID Personal Email ID

Address Details

*Correspondance Address Kolhapur *Correspondance City Kolhapur *Correspondance City Pincode 147652


Permanent Address Kolhapur Permanent City Kolhapur Pin Code 147652

Job Left Date Reason Of Leaving

Other Details

REID No ISTE Membership No Adhar Card No

Passport No Visa No PAN No

Customer Care : (0231) 2526373 , 9272204673, Email id : customerservice@biyanitechnologies.com
Copyright © All Rights Reserved. 

Other Member Master → Define here to Other Members entry.

The screenshot shows the 'Other Member Master' form in the Biyani Technologies library management system. The form is divided into two main sections: 'Other Member Master' and 'Library Card Details'.

Other Member Master Section:

- *Other Member Name: Prashant Sajan Patole
- *Registration No: 1230
- Referred By: Principal
- Address: Kolhapur
- Contact No: 9988774455
- Mobile No: 9865327410
- *City Name: Kolhapur
- Taluka: Karveer
- District: Kolhapur

Library Card Details Section:

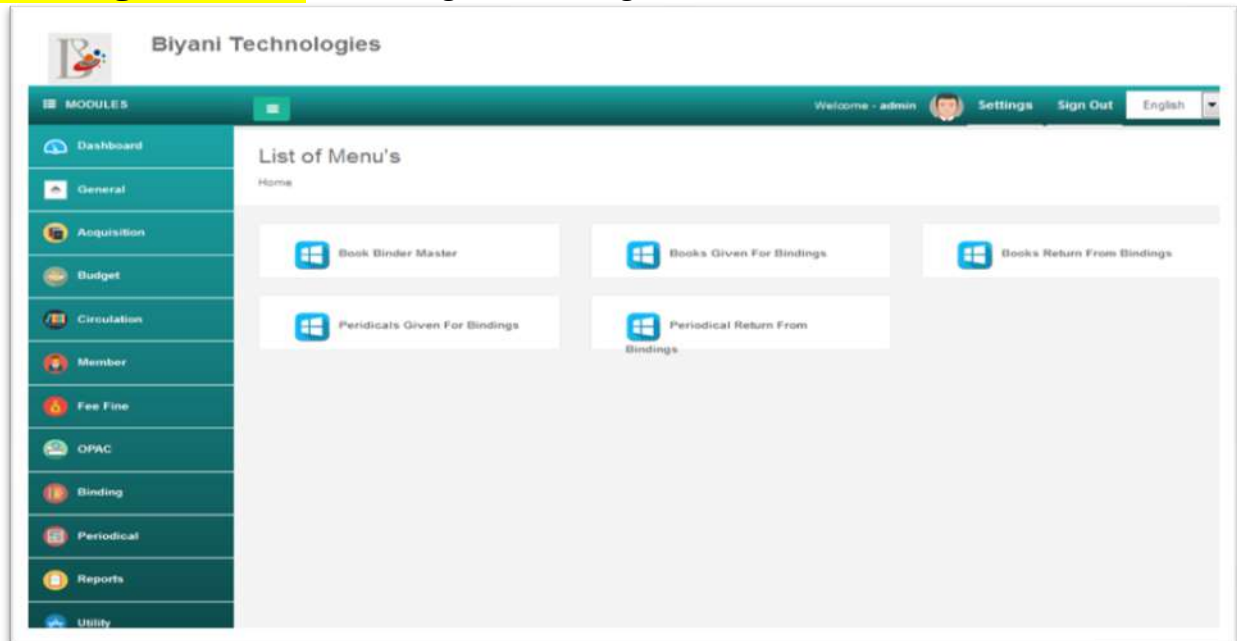
- *Date: 22/11/2016
- *Card Type: Orange
- *Card No: 123
- *No. of Books: 1

User Manual Binding Module

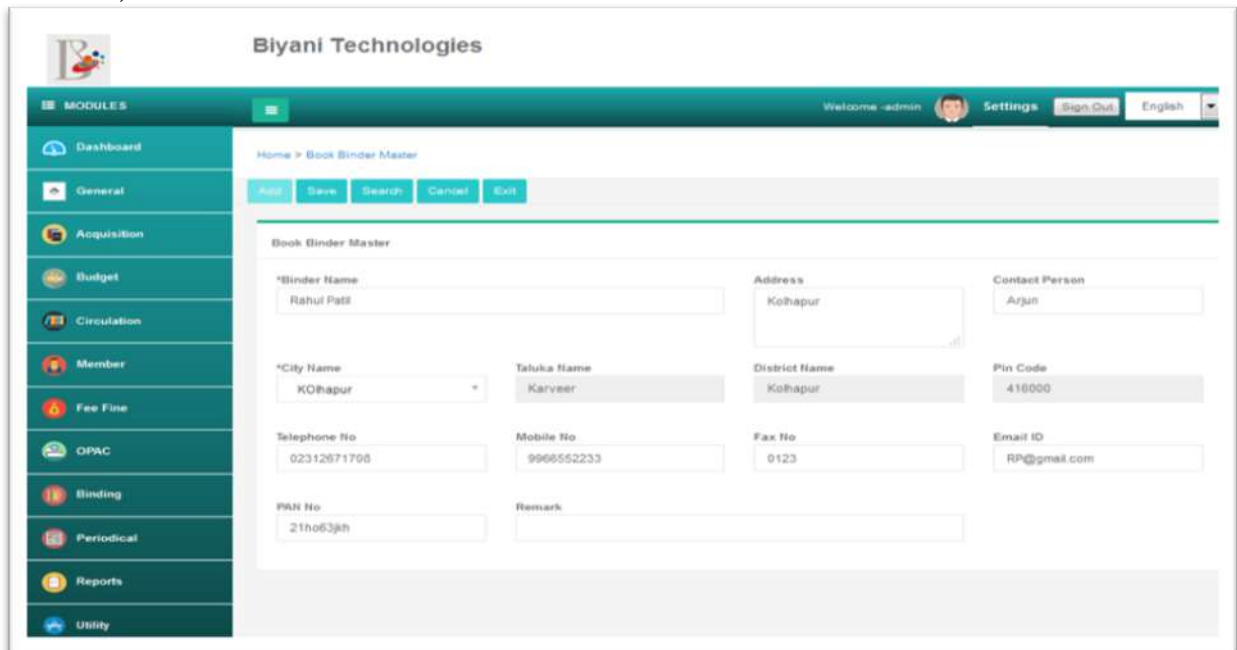
Index

Sr. No	Form Name	Page No.
1	Book Binder Master	3
2	Books For Binding	3
3	Books Return From Binding	4
4	Periodicals Given For Bindings	5
5	Periodical Return From Binder	5

Binding Module → Home Page of Binding Module



Book Binder Master → Click Here to define Book binder details. For eg. Binder name, Address, Contact details



Books For Binding → Entry here to when book given for Binding. On this from mention date of book giving for bindings and Expected return date and Binder Name.

Biyani Technologies

Home > Books Given For Bindings

Buttons: Add, Save, Search, Cancel, Exit

Books For Binding

*Date Of Giving: 22/11/2016
*Expected Ret Date: 25/11/2016
*Binder Name: Suresh Binding Store

Barcode: LFR1
*Accession No: Computer Graphics (LP...
Register Name:
*Binding Type: Regular Binding

ADD

Sr No	Accession No	Book Name	Binding Type	Register	Author	PublisherName
-------	--------------	-----------	--------------	----------	--------	---------------

Books Return From Binding → Entry here to get return book from Binding.

Biyani Technologies

Home > Books Return From Binding

Buttons: Add, Save, Search, Cancel, Exit

Books Return From Binding

Return Date: 22/11/2016
*Binder Name: Suresh Binding Store
*Accession No: ---Select---
Price: 200

Add

SrNo	Accession No	Book Name	Binding Cost	IssueDate	ExpectedRetDate	Binding Type	Author1	Author2	Author3	PublisherName
------	--------------	-----------	--------------	-----------	-----------------	--------------	---------	---------	---------	---------------

Periodicals Given For Bindings → Entry here to when Periodicals given for Binding. On this form mention date of Periodical giving for bindings and Expected return date and Binder Name.

Biyani Technologies

Home > Periodical Given For Bindings

Transaction No. 1 *Transaction Date 22/11/2016 *Binder Name Suresh Binding Store

*Expected Return Date 26/11/2016 Given By yogesh Remark

Barcode LFR02 *Periodical Name ---Select--- Register

Issue No. Publish Date Edition Volume

Periodical Return From Binder → Entry here to get Return Periodicals from Binding. On this form Insert details of periodical Return from Binding

Biyani Technologies

Home > Periodical Return From Bindings

Return No. 1 *Return Date 22/11/2016 *Binder Name Suresh Binding Store

Remark Binding Books Complete

Barcode LFR02 *Periodical Name ---Select--- Register

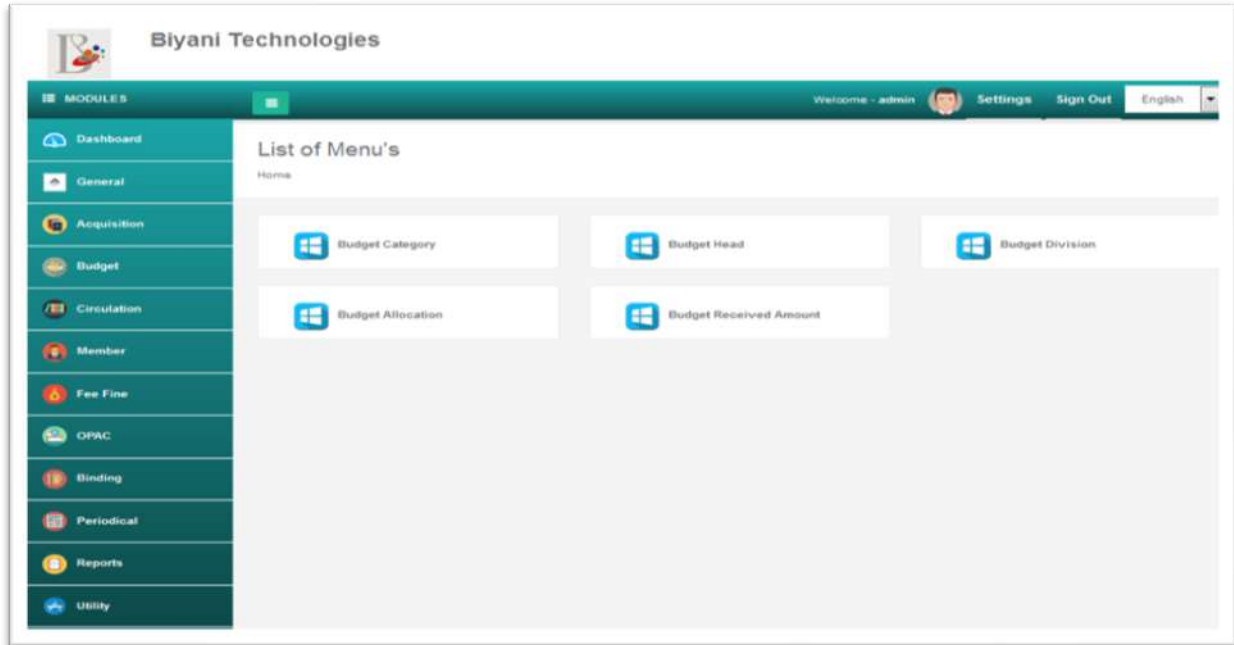
Issue No. Publish Date Edition Volume

User Manual Budget Module

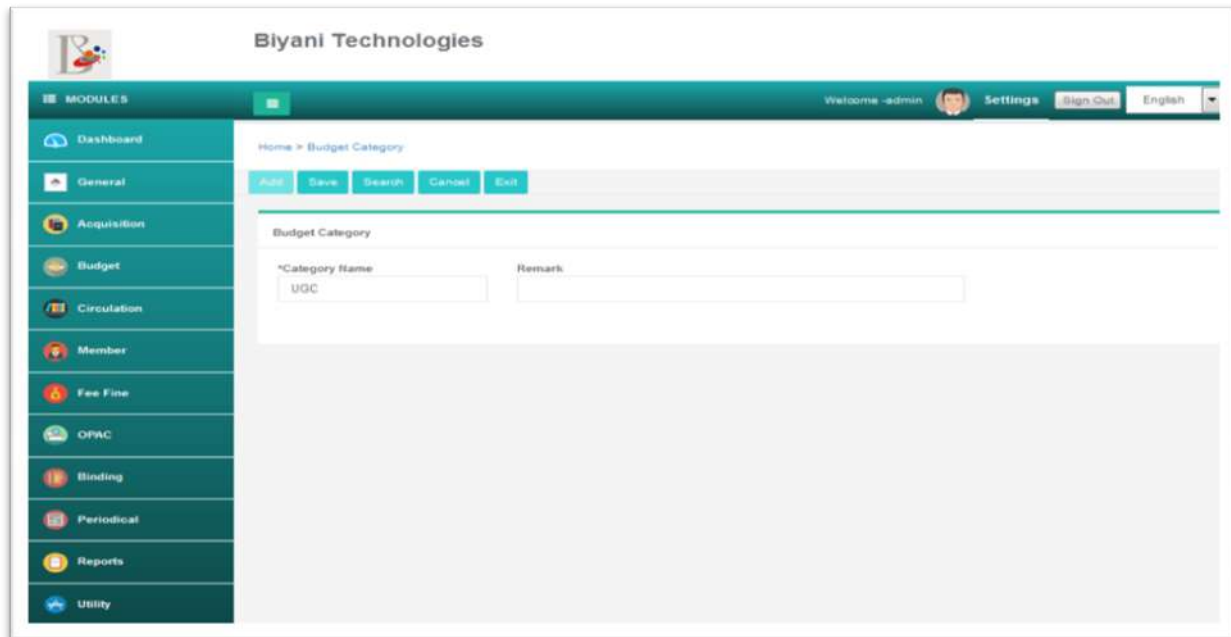
Index

Sr. No	Form Name	Page No.
1	Budget Category	2
2	Budget Head	3
3	Budget Division	3
4	Budget Allocation	4
5	Budget Received Amount	4

Budget Module → This is Budget Module for Books & Periodicals.



Budget Category → Click to Define budget Category. e.g. UGC



Budget Head → Click to Define Budget Head.

The screenshot shows the 'Budget Head' form in the Biyani Technologies system. The form is titled 'Budget Head' and has a breadcrumb 'Home > Budget Head'. It includes a navigation bar with 'Add', 'Save', 'Search', 'Cancel', and 'Exit' buttons. The form fields are:

- *Budget Code: 21
- *Budget Head: Library
- *Category: UGC
- *Opening Balance: 20150
- Description: (empty text area)

Budget Division → Define here budget Division.

The screenshot shows the 'Budget Division' form in the Biyani Technologies system. The form is titled 'Budget Division' and has a breadcrumb 'Home > Budget Division'. It includes a navigation bar with 'Add', 'Save', 'Search', 'Cancel', and 'Exit' buttons. The form fields are:

- *Budget Head: Management
- Category: UGC
- Available Amount: 120000
- Transfer Amount: 1200
- *Budget Head: ---Select---
- *Amount: (empty text area)

 Below the form is a table with the following data:

Budget Head	Amount		
Colg	1200		
Total Amount		1200	

Budget Allocation → Define here Budget Allocation Amount.

The screenshot shows the 'Budget Allocation' form in the Biyani Technologies system. The form is titled 'Budget Allocation' and is located under the 'Home > Budget Allocation' path. The form includes the following fields:

- Budget Head:** College
- *Allocation Amount:** 10000
- Available Amount:** 0
- Spent Amount:** 6500
- Committed Amount:** 6500
- Balance Amount:** -6500

Budget Received Amount → Define here Budget Amount which Received.

The screenshot shows the 'Budget Received Amount' form in the Biyani Technologies system. The form is titled 'Budget Received Amount' and is located under the 'Home > Budget Received Amount' path. The form includes the following fields:

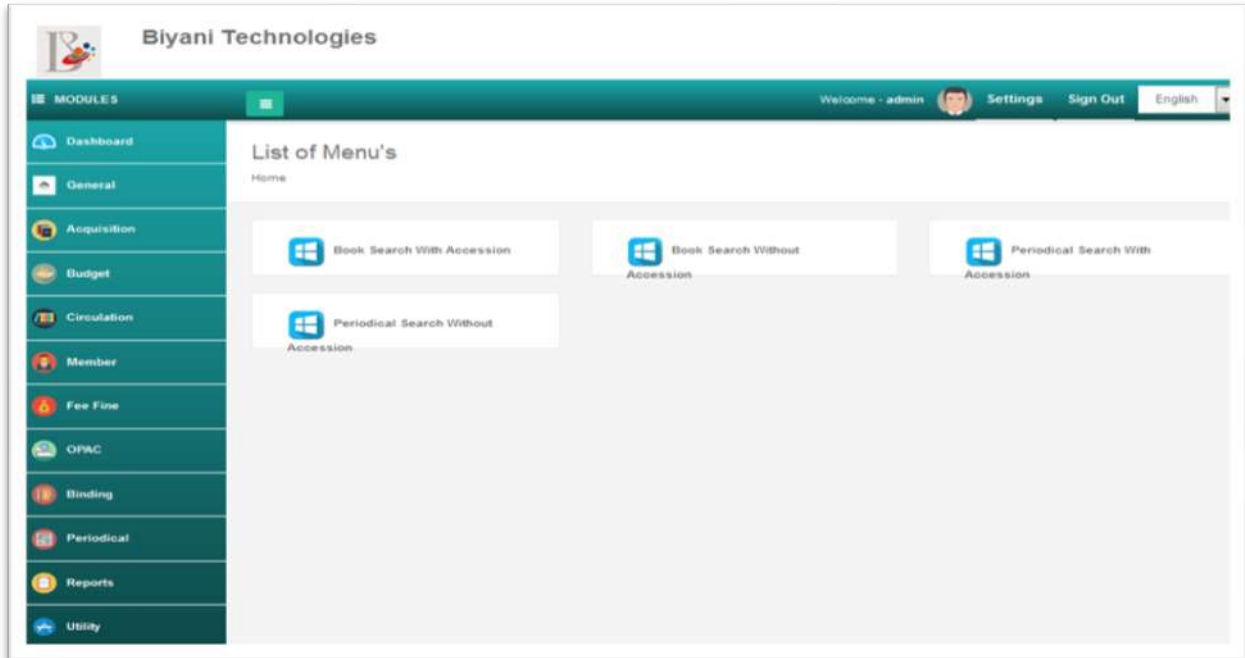
- *Received Date:** 21/11/2016
- *Budget Head:** Management
- Category:** UGC
- *Received Amount:** 1000
- Remark:** Good

User Manual OPAC Module

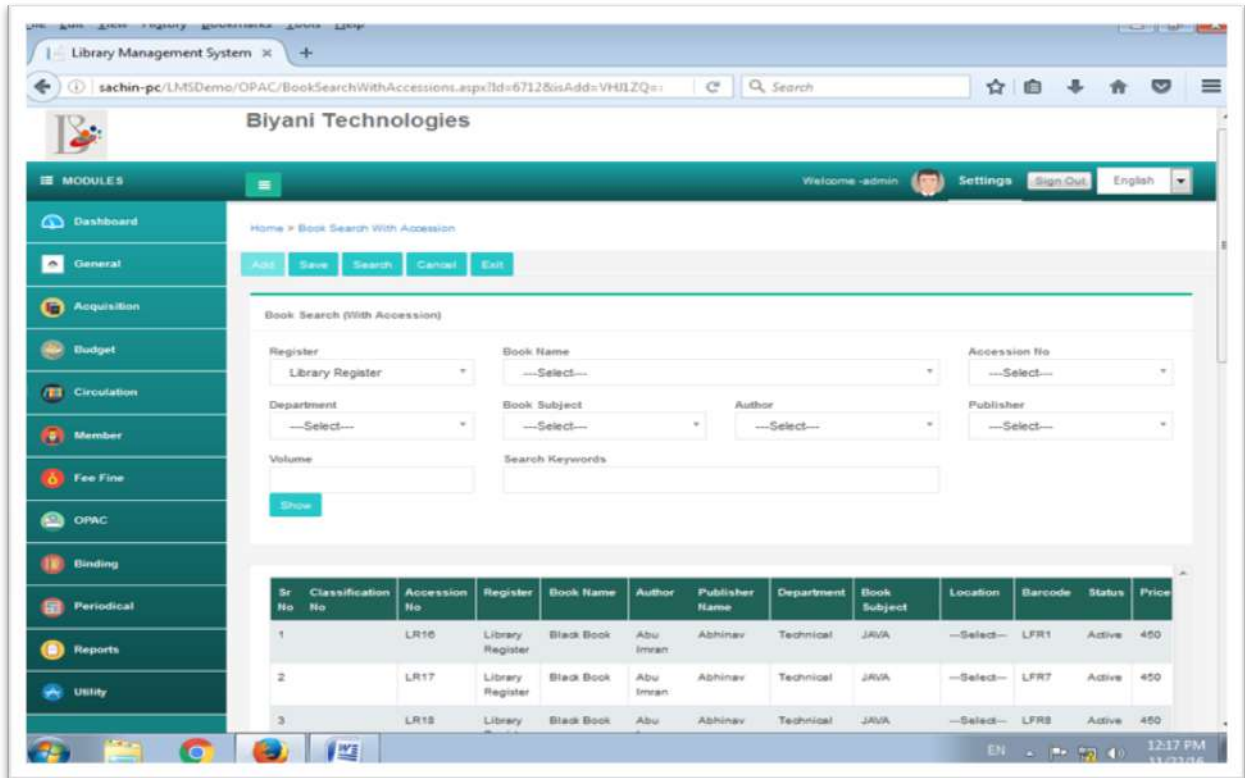
Index

Sr. No	Form Name	Page No.
1	Book Search (With Accession)	3
2	Book Search (Without Accession)	4
3	Periodical Search With Accession No	4
4	Periodical Search Without Accession No	5

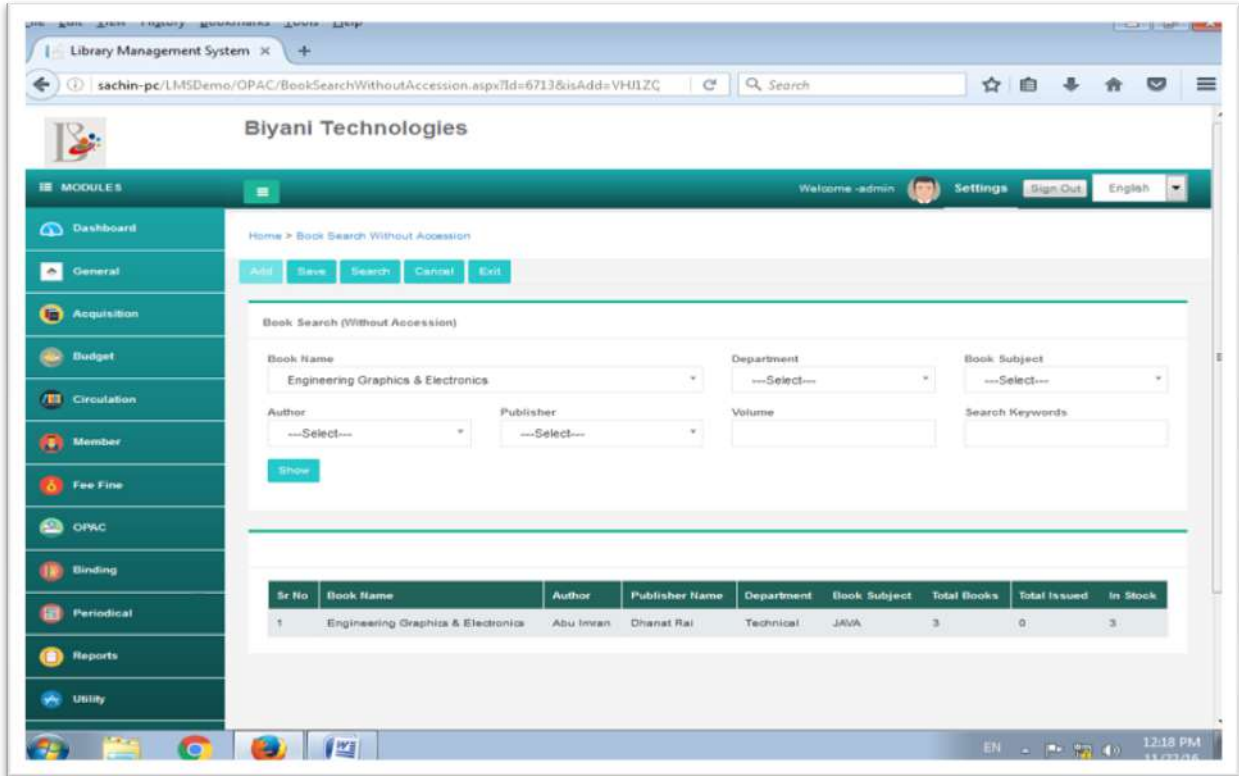
OPAC Module (Online Public Accession Catlog) → This Module for Book/Periodical search.If we want to search particular book or periodical then On this module we can search.



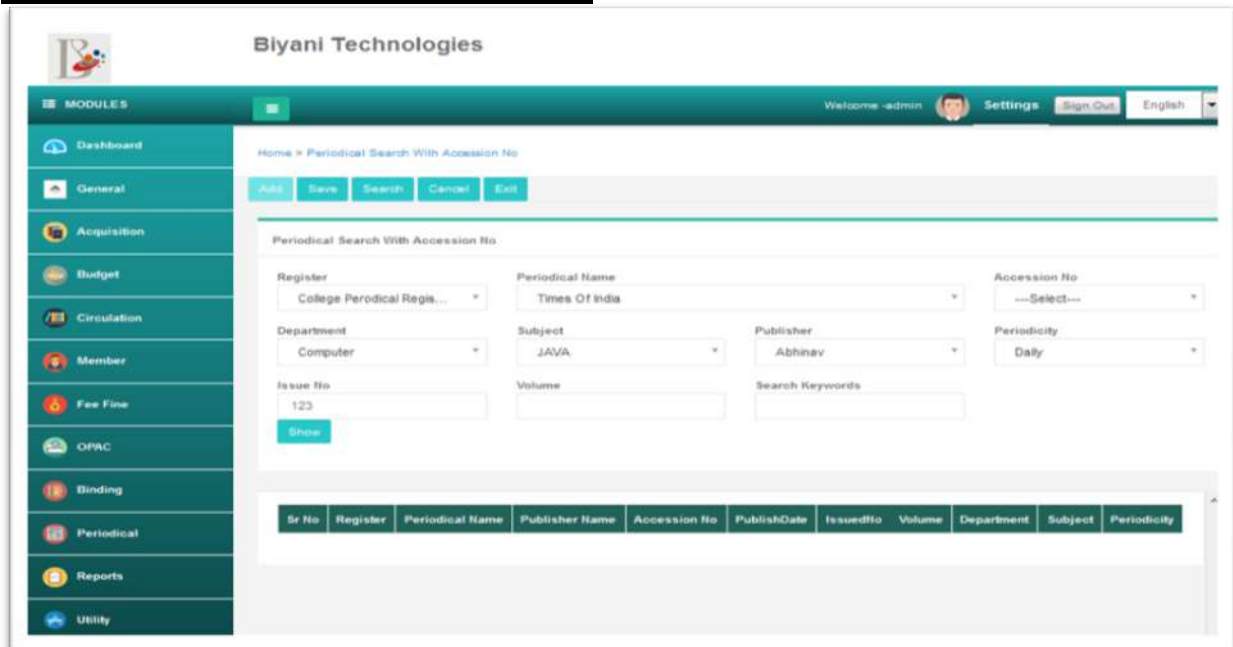
Book Search (With Accession) → Click here to Search Book with Accession.



Book Search (Without Accession) → Click here to Search Book without Accession no.



Periodical Search With Accession No. → Click here to Search Periodical with Accession No.



Periodical Search WithOut Accession No → Click here to Search Periodical with Accession No.

The screenshot displays the 'Periodical Search WithOut Accession No' interface. It features a sidebar menu with modules like Dashboard, General, Acquisition, Budget, Circulation, Member, Fee Fine, OPAC, Binding, Periodical, Reports, and Utility. The main content area includes a search form with the following fields:

- Periodical Name: Times Of India
- Department: --Select--
- Subject: --Select--
- Publisher: --Select--
- Periodicity: --Select--
- Search Keywords: (empty text box)

A 'Show' button is located below the search fields. Below the form is a table with the following data:

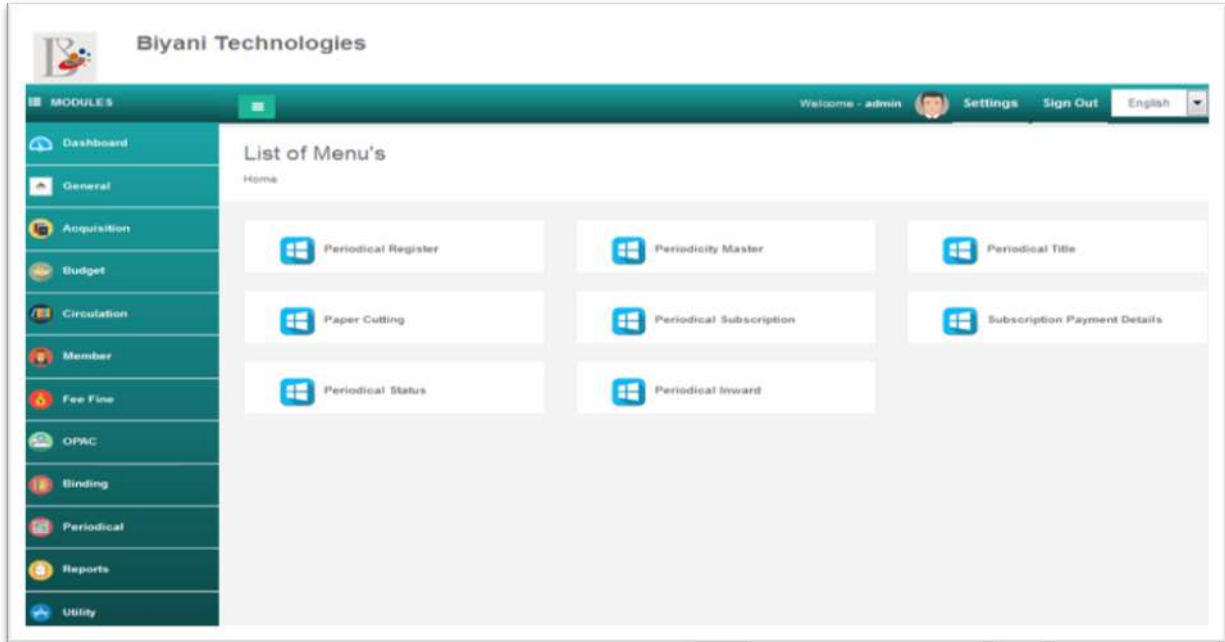
Sr No	Periodical Name	Publisher Name	Department	Subject	Periodicity
1	Times Of India	jsp	Computer	Support	Daily

User Manual Periodical Module

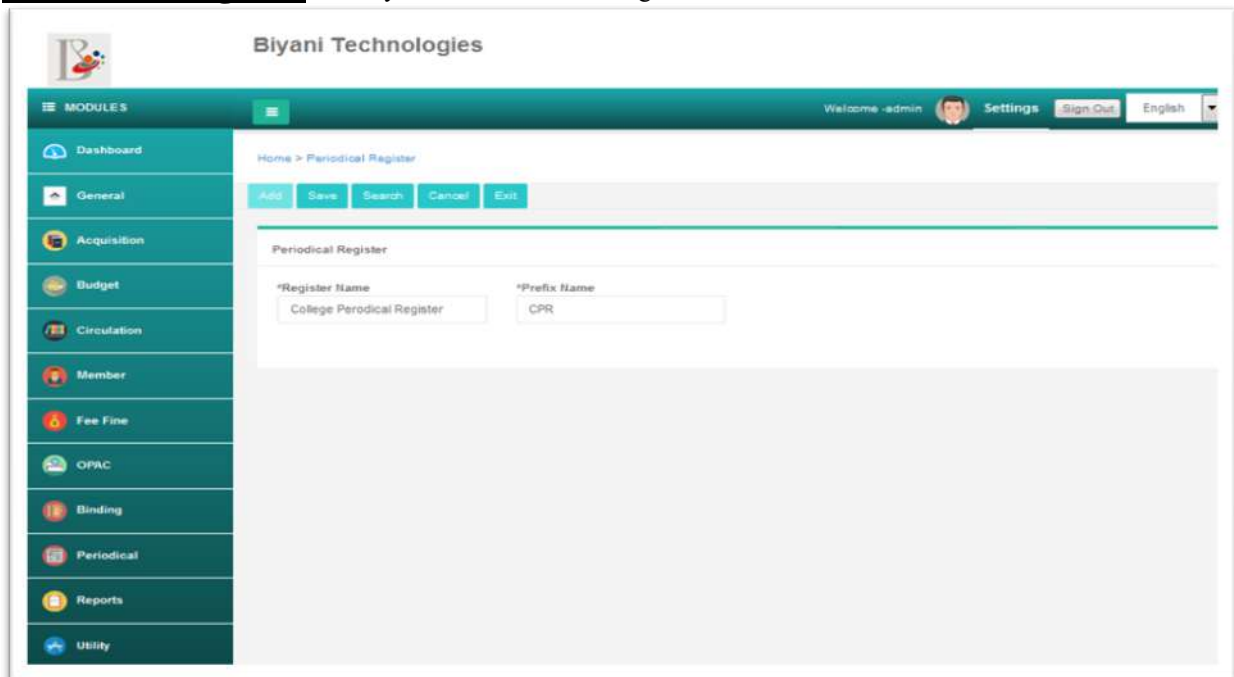
Index

Sr. No	Form Name	Page No.
1	Periodical Register	3
2	Periodicity Master	4
3	Periodical Title	4
4	Paper Cutting	5
5	Periodical Subscription	5
6	Subscription Payment Details	6
7	Periodical Status	6
8	Periodical Inward	7

Periodical Module → Periodical Means a Magazine or newspaper published at regular intervals. For Eg. Journal, Magazine



Periodical Register → Entry here for Periodical Register's Name.



Periodicity Master → Entry here for Periodicities. e.g. Daily, weekly, Monthly.

The screenshot shows the 'Periodicity Master' form. The left sidebar contains modules: Dashboard, General, Acquisition, Budget, Circulation, Member, Fee Fine, OPAC, Binding, Periodical, Reports, and Utility. The top navigation bar shows 'Welcome -admin', 'Settings', 'Sign Out', and 'English'. The form has buttons for 'Add', 'Save', 'Search', 'Cancel', and 'Exit'. The main form area has two fields: '*Periodicity' with a dropdown menu showing 'Daily' and 'Total Issues in The Year' with a text input field containing '0'.

Periodical Title → Entry here for Periodical Title. On this form insert all details of Periodicals department, subject, periodicity (i.e Daily, Weekly) and periodical (National, International)

The screenshot shows the 'Periodical Title' form. The left sidebar and top navigation bar are identical to the previous screenshot. The form has buttons for 'Add', 'Save', 'Search', 'Cancel', and 'Exit'. The main form area contains several fields: '*Periodical Name' (text input: Lokmat), '*Department' (dropdown: Computer), '*Subject' (dropdown: Fundamental Computer), '*Periodicity' (dropdown: Daily), 'I.S.S.N' (text input: 123456), 'Periodical Type' (text input: Ref), '*Vendor/Agency' (dropdown: Ajab Pustakalaya), and 'Periodical (International/National)' (dropdown: National). Below these is the 'Author Details' section with fields: 'Local Post Office' (text input: Shivaji Peth), 'Address' (text input: kolhapur), 'Search Keyword' (text input: LT), and 'Language' (dropdown: MARATHI).

Paper Cutting → Entry here to paper cutting sheets

Biyani Technologies

Home > Paper Cutting

Buttons: Add, Save, Search, Cancel, Exit

Paper Cutting

*Periodical Name: Lokmat
*Date: 22/11/2016
*Subject: Civil

Hard Copy Location

*File Name: Lokmat Information
*File page No.: 3

Cover Page: No file selected. [Browse...](#) [Upload Photo](#)

Periodical Subscription → Entry here to Periodical Subscription

Biyani Technologies

Home > Periodical Subscription

Buttons: Add, Save, Search, Cancel, Exit

Periodical Subscription

Order No: 1
Order Date: 22/11/2016
Vendor: Ajab Pustakalaya
Mode of Delivery: By Cycle

Mode of Payment: By Cash
Order Given By: yogesh

Order Details

*Periodical: Lokmat
Periodicity: Daily
*From Date: 22/11/2016
*To Date: 30/11/2016

No. of Issues:
*Order Copies Per Issue: 8
Total Copies: 8
*Price Per Copy: 3

Total Amount: 24
Discount(%):
Discount Amount: 0
Net Amount: 24

Subscription Payment Details → Entry here to Periodical Subscription Details.

Biyani Technologies

Home > Subscription Payment Details

Subscription Payment Details

Payment No	*Payment Date	*Vendor	*Vendor Receipt No
1	22/11/2016	Ajab Pustakalaya	1234
Periodical Name	*Order No	From Date	To Date
Lokmat	---Select---		22/11/2016
Order Amount	Previous Paid	*Current Paid	Remark
		200	

Add

Periodical Status → Click here to get Periodical status

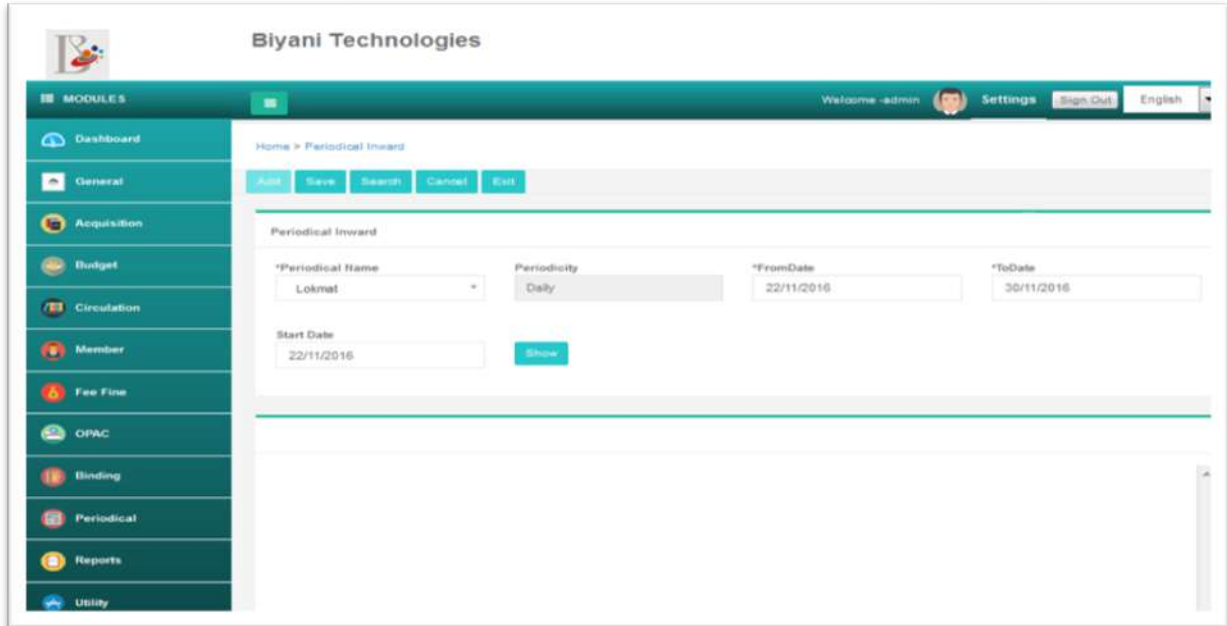
Biyani Technologies

Home > Periodical Status

Periodical Status

BarCode	*Periodical Name	Register
LFR01	---Select---	
Issue No	Publish Date	Edition
	22/11/2016	
*Status	Resolution No.	Resolution Date
Loss	123	22/11/2016
Reason	Remark	
Loss book		

Periodical Inward → When order one Periodical then entry to Periodical Inward here.



The screenshot displays the 'Periodical Inward' form within the Biyani Technologies web application. The interface includes a sidebar menu with various modules such as Dashboard, General, Acquisition, Budget, Circulation, Member, Fee Fine, OPAC, Binding, Periodical, Reports, and Utility. The main content area shows the 'Periodical Inward' form with the following fields:

- *Periodical Name: Lokmat
- Periodicity: Daily
- *FromDate: 22/11/2016
- *ToDate: 30/11/2016
- Start Date: 22/11/2016

Buttons for Add, Save, Search, Cancel, and Exit are visible at the top of the form. A 'Show' button is located below the Start Date field.

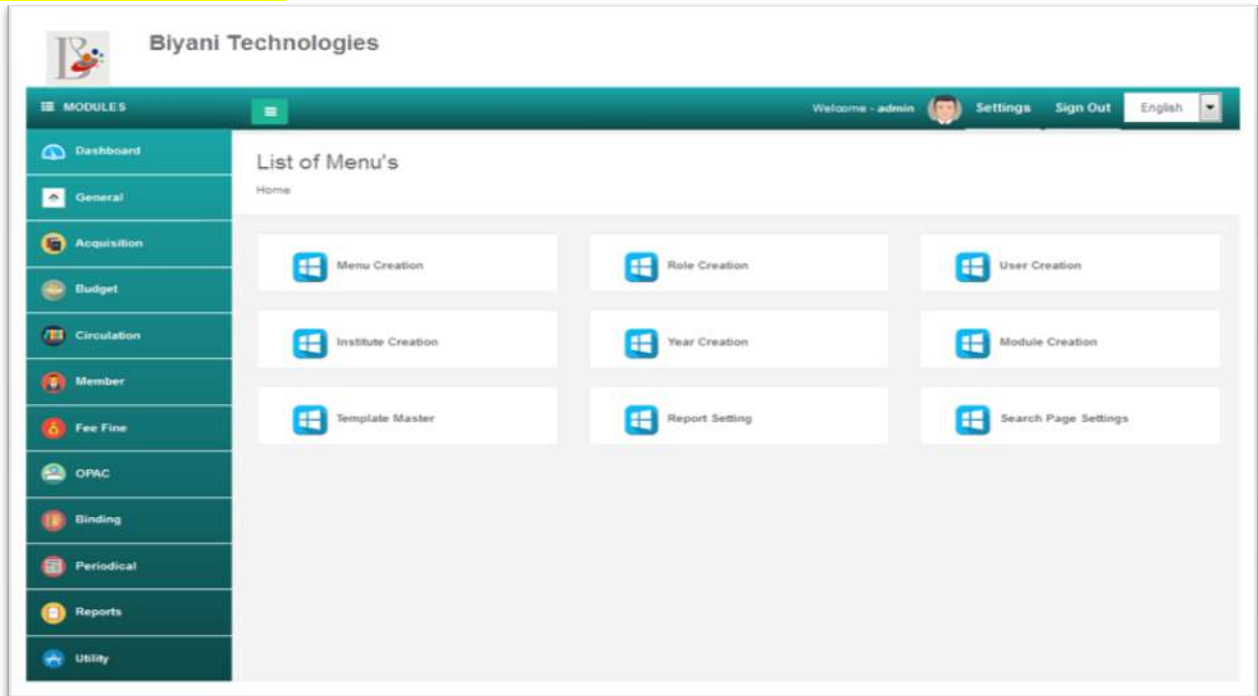
User Manual

LMS Utility Module

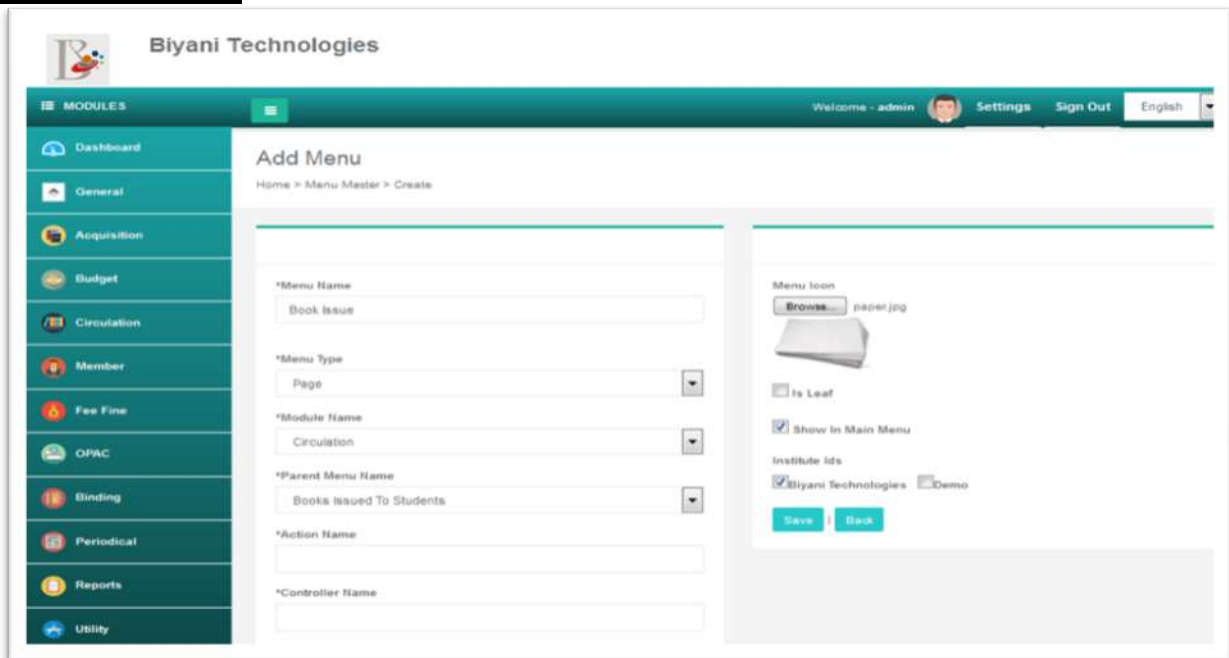
Index

Sr. No	Form Name	Page No.
1	Menu Creation	3
2	User Creation	4
3	Institute Creation	5
4	Year Creation	6
5	Module Creation	6
6	Template Master	7
7	Report Setting	7
8	Search Page Settings	8
9	Reports	9

Utility Module →



Menu Creation → Click Here to create/add menu.



User Creation → Click here to create new

Vasantidevi Patil Institute of Pharmacy (D Pharmacy)

Add User
Home > User Creation > Create

User Information

* User Name: Admin_LMS * Login Password: [masked] * Retype Password: [masked]

* User Type: Other * User Name: Admin_LMS

Mobile No: [input] Email Address: [input] Device Allowed: [input]

User Photo: [Choose File] No file chosen

Is Active:

To All Institute: [input] * Institute Name: Vasantidevi Patil Institute of Pharmacy (D... * Role Name: Admin

Department List

Company List

Module List

Search: [input]

<input type="checkbox"/>	Module Name
<input checked="" type="checkbox"/>	General Module
<input checked="" type="checkbox"/>	Student Module
<input checked="" type="checkbox"/>	Cashier Module
<input checked="" type="checkbox"/>	Utility Module
<input checked="" type="checkbox"/>	Reports
<input checked="" type="checkbox"/>	Account Module
<input type="checkbox"/>	Acquisition

Menu List

Show

<input checked="" type="checkbox"/>	Vasantidevi Patil Institute of Pharmacy (D Pharmacy)	General Module	Department Master	Page	<input checked="" type="checkbox"/>	<input checked="" type="checkbox"/>	<input checked="" type="checkbox"/>	<input checked="" type="checkbox"/>	<input checked="" type="checkbox"/>
<input checked="" type="checkbox"/>	Vasantidevi Patil Institute of Pharmacy (D Pharmacy)	General Module	Caste Master	Page	<input checked="" type="checkbox"/>	<input checked="" type="checkbox"/>	<input checked="" type="checkbox"/>	<input checked="" type="checkbox"/>	<input checked="" type="checkbox"/>
<input checked="" type="checkbox"/>	Vasantidevi Patil Institute of Pharmacy (D Pharmacy)	General Module	Sub Caste Master	Page	<input checked="" type="checkbox"/>	<input checked="" type="checkbox"/>	<input checked="" type="checkbox"/>	<input checked="" type="checkbox"/>	<input checked="" type="checkbox"/>
<input checked="" type="checkbox"/>	Vasantidevi Patil Institute of Pharmacy (D Pharmacy)	General Module	City Master	Page	<input checked="" type="checkbox"/>	<input checked="" type="checkbox"/>	<input checked="" type="checkbox"/>	<input checked="" type="checkbox"/>	<input checked="" type="checkbox"/>
<input checked="" type="checkbox"/>	Vasantidevi Patil Institute of Pharmacy (D Pharmacy)	General Module	Caste Category Master	Page	<input checked="" type="checkbox"/>	<input checked="" type="checkbox"/>	<input checked="" type="checkbox"/>	<input checked="" type="checkbox"/>	<input checked="" type="checkbox"/>
<input checked="" type="checkbox"/>	Vasantidevi Patil Institute of Pharmacy (D Pharmacy)	General Module	Student Master	Page	<input checked="" type="checkbox"/>	<input checked="" type="checkbox"/>	<input checked="" type="checkbox"/>	<input checked="" type="checkbox"/>	<input checked="" type="checkbox"/>
<input checked="" type="checkbox"/>	Vasantidevi Patil Institute of Pharmacy (D Pharmacy)	General Module	Fee Structure Master	Page	<input checked="" type="checkbox"/>	<input checked="" type="checkbox"/>	<input checked="" type="checkbox"/>	<input checked="" type="checkbox"/>	<input checked="" type="checkbox"/>
<input checked="" type="checkbox"/>	Vasantidevi Patil Institute of Pharmacy (D Pharmacy)	General Module	Subject Group Master	Page	<input checked="" type="checkbox"/>	<input checked="" type="checkbox"/>	<input checked="" type="checkbox"/>	<input checked="" type="checkbox"/>	<input checked="" type="checkbox"/>
<input checked="" type="checkbox"/>	Vasantidevi Patil Institute of Pharmacy (D Pharmacy)	General Module	Stream Standard Subject Master	Page	<input checked="" type="checkbox"/>	<input checked="" type="checkbox"/>	<input checked="" type="checkbox"/>	<input checked="" type="checkbox"/>	<input checked="" type="checkbox"/>
<input checked="" type="checkbox"/>	Vasantidevi Patil Institute of Pharmacy (D Pharmacy)	General Module	Register No Setting	Page	<input checked="" type="checkbox"/>	<input checked="" type="checkbox"/>	<input checked="" type="checkbox"/>	<input checked="" type="checkbox"/>	<input checked="" type="checkbox"/>
<input checked="" type="checkbox"/>	Vasantidevi Patil Institute of Pharmacy (D Pharmacy)	General Module	Employee Designation Master	Page	<input checked="" type="checkbox"/>	<input checked="" type="checkbox"/>	<input checked="" type="checkbox"/>	<input checked="" type="checkbox"/>	<input checked="" type="checkbox"/>
<input checked="" type="checkbox"/>	Vasantidevi Patil Institute of Pharmacy (D Pharmacy)	General Module	Employee Master	Page	<input checked="" type="checkbox"/>	<input checked="" type="checkbox"/>	<input checked="" type="checkbox"/>	<input checked="" type="checkbox"/>	<input checked="" type="checkbox"/>
<input checked="" type="checkbox"/>	Vasantidevi Patil Institute of Pharmacy (D Pharmacy)	General Module	Teacher Workload	Page	<input checked="" type="checkbox"/>	<input checked="" type="checkbox"/>	<input checked="" type="checkbox"/>	<input checked="" type="checkbox"/>	<input checked="" type="checkbox"/>
<input checked="" type="checkbox"/>	Vasantidevi Patil Institute of Pharmacy (D Pharmacy)	General Module	Handicap Master	Page	<input checked="" type="checkbox"/>	<input checked="" type="checkbox"/>	<input checked="" type="checkbox"/>	<input checked="" type="checkbox"/>	<input checked="" type="checkbox"/>

Save Back

Customer Care : (0211) 2526373, 922204673, Email id : customerservice@biyanitechnologies.com
Copyright © All Rights Reserved.

Biyani Technologies
Bringing Technology 2 Business

Institute Creation → Click here to create Institute.

Biyani Technologies

MODULES: Dashboard, General, Acquisition, Budget, Circulation, Member, Fee Fine, OPAC, Binding, Periodical, Reports, Utility

Welcome - admin Settings Sign Out English

Add Institute

Home > InstituteDetails > Create

Institute Name: Biyani Technologies

Institute Alias: BT

Institute Address: Rajarampuri, Near Rai-way ~~Chas-Kobaut~~

Institute Connection Path: [Empty]

Institute Logo: house.jpg

Is School

Is Trust

Parent Institutes: ---Select---

*** Warning: Pfs Check is Required To Create New Database then Click on Create New Database

Create New Database

Backup Database Name: Swabhiman/DairyErp

Year Creation → Click here to create year.

Biyani Technologies

MODULES: Dashboard, General, Acquisition, Budget, Circulation, Member, Fee Fine, OPAC, Binding, Periodical, Reports, Utility

Welcome - admin Settings Sign Out English

Edit Year

Home > YearCreation > Edit

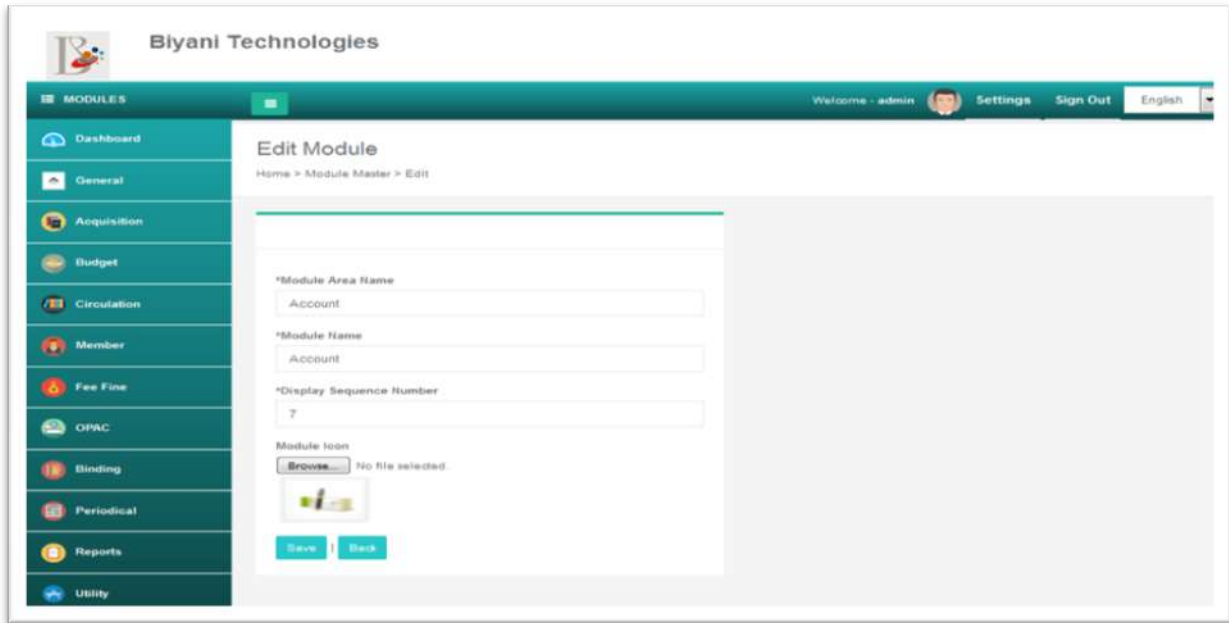
*Year Type: Academic

*Start Date: 01/04/2016

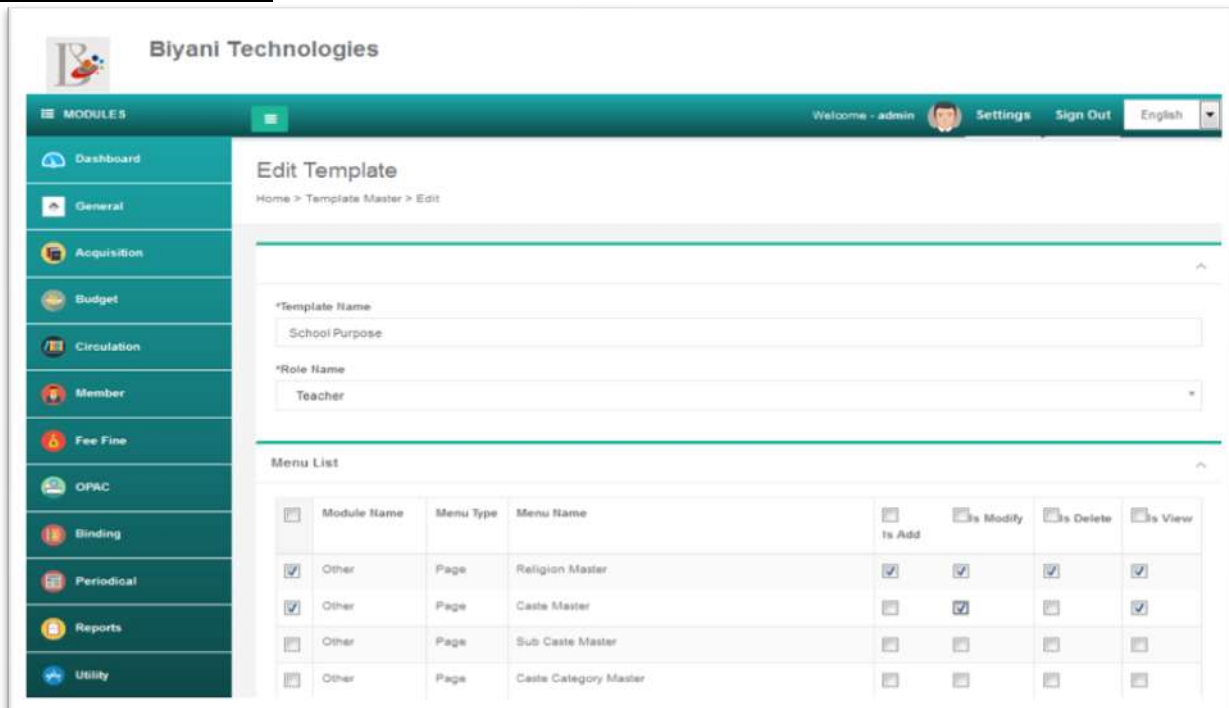
*End Date: 31/03/2017

*Display Year: 2016-2017

Module Creation → Click here to create new Module.



Template Master → Click here to create templates.



Report Setting → Click here to Report Settings.

Report Settings List

Home > Report Setting

Create New

Show 10 entries Search:

Menu Name	Report Path Name	Method Name	
	Periodical/SubscriptionPaymentDetails.rdlc	Rpt_SubscriptionPaymentDetails	Edit Delete
	Periodical/SubscriptionPaymentDetails.rdlc	Rpt_Subscription_Payment_Details	Edit Delete
	Periodical/DepartmentWiseSummaryOfPeriodicals.rdlc	Rpt_DepartmentWiseSummaryOfPeriodicals	Edit Delete
	Periodical/TypeWiseSummaryOfPeriodicals.rdlc	Rpt_TypeWiseSummaryOfPeriodical1	Edit Delete

Search Page Settings → Click here to Search page Settings.

Search Page Settings List

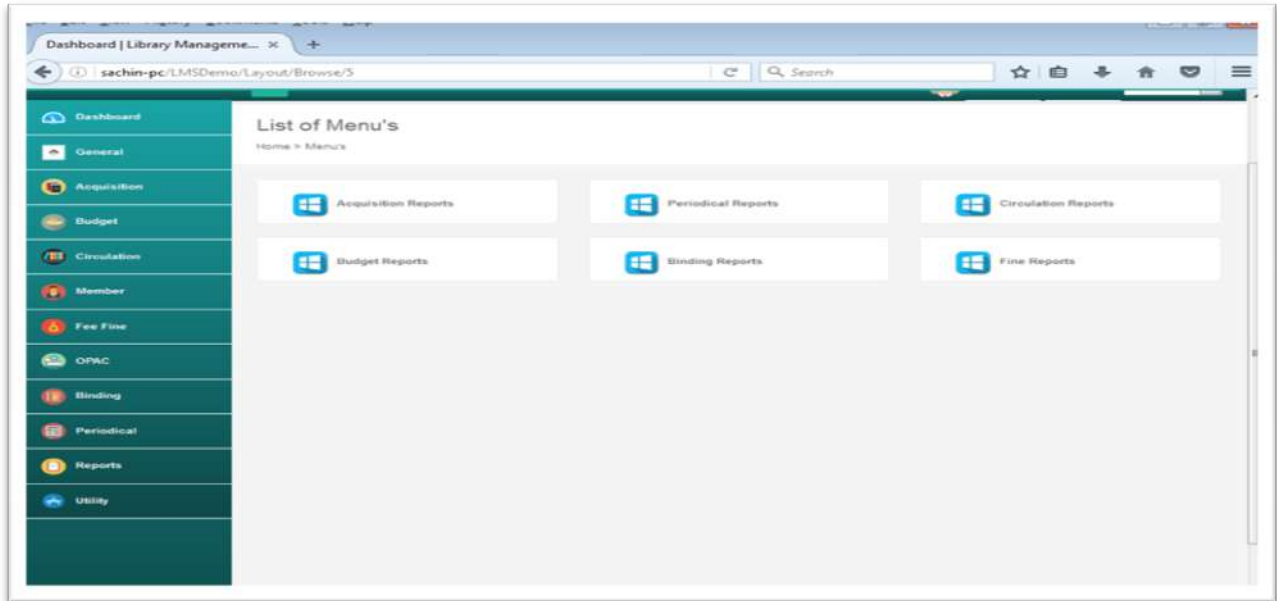
Home > SearchPage Settings

Create New

Show 10 entries Search:

Menu Name	Table Name	Method Name	Data Key Name	
	BookIssue	usp_Sel_BookIssue_SearchPage	BookIssueID	Edit Delete
	StreamDepartmentLinkingMaster	usp_Sel_StreamDepartmentLinkingMaster_SearchPage	LinkingID	Edit Delete
	DailyVehicleTransactions	usp_Sel_DailyVehicleTransaction_SearchPage	RecID	Edit Delete
	RouteVehicles	usp_Sel_RouteVehicles_SearchPage	RecordID	Edit Delete

Report Module :-



Acquisition:- Book Title Report


Biyani Technologies
Biyani Technologies
Rajawadi Main Road , S M Lohia Path , Near Swarg Jewellers, Royal Prestige Building , Kolhapur Tal - Karveer Dist-Kolhapur,State - Maharashtra (India)

BOOK TITLE

Sr. No.	Book Name	Department	Subject Name	Publisher Name	Author Name	Translator/Editor	Edition	Book Type	Classification Number
1	Engineering Graphics & Electronics	Technical	JAVA	Dhanraj Rai	Abu Imran			Ref	
2	Block Book	Technical	JAVA	Abhinav	Abu Imran			Ref	
3	Engineering Drawing	Technical	JAVA	Ajab	Hans Anrud			Ref	
4	Text Book Of Computer Science	Technical	JAVA	Dhanraj Rai	Monika			Ref	
5	Mathematics I	Mechanical	Textbook Of Engineering Mathematics	Nirali Publication	S.R.Lad		7	Ref	240.36
6	C Language	Computer	C language	Nirali Publication	Monika		2	Ref	25

Print Date: 22/11/2018 Page No : 1 Of 1

ACCESSION REGISTER Report →

 Biyani Technologies Rajarampuri Main Road , S.M Lohia Path , Near Swarg Jewellers, Royal Prestige Building, Kolhapur Tal - Karveer Dist-Kolhapur, State - Maharashtra (India) ACCESSION REGISTER															
Date From :	To :	Register Name : General													
Accession Date	Accession No.	Authors	Title	Type	Edition	Publishers	Year	Pages	Vol.	Bill No	Bill Date	Cost	Classification No.	Status	ISBN No.
17/11/2016	GR1	Mohite	C Language	Ref	2	New Publication	2015	200			17/11/2016	125.00/25		Active	
17/11/2016	GR2	Mohite	C Language	Ref	2	New Publication	2015	200			17/11/2016	125.00/25		Active	
17/11/2016	GR3	Mohite	C Language	Ref	2	New Publication	2015	200			17/11/2016	125.00/25		Active	
17/11/2016	GR4	Mohite	C Language	Ref	2	New Publication	2015	200			17/11/2016	125.00/25		Active	
17/11/2016	GR5	Mohite	C Language	Ref	2	New Publication	2015	200			17/11/2016	125.00/25		Active	

Print Date 22/11/2016 Page No. 1 Of 3

Details Of Books Report →



BIYANI TECHNOLOGY, KOLHAPUR
BIYANI TECHNOLOGY, KOLHAPUR
KOLHAPUR
DETAILS OF BOOKS

Date From : To :

Sr No	Book Name	Price	Total Copies	Total Amount
1	10.The Da Vinci Code	560.00	5	2800.00
2	abcd	100.00	5	500.00
3	abcd(Edition :, Authors :Balkrushn Swami1)	100.00	10	1000.00
4	Android	260.00	5	1300.00
5	Angry Bird	500.00	5	2500.00
6	aptitude	700.00	5	3500.00
7	ASP .NET	200.00	5	1000.00
8	ASP .NET	350.00	5	1750.00
9	Ayurvedic Human Anatomy	200.00	10	2000.00
10	Balopasana	100.00	5	500.00

Books with Electronic Media->



BIYANI TECHNOLOGY,KOLHAPUR
BIYANI TECHNOLOGY,KOLHAPUR
KOLHAPUR
BOOKS WITH ELECTRONIC MEDIA LIST

Sr No	Book Name	Accession No	Register Name	Department Name
1	Ayurvedic Human Anatomy	BR196	Book Register	IT Department
2	Ayurvedic Human Anatomy	BR197	Book Register	IT Department
3	Ayurvedic Human Anatomy	BR198	Book Register	IT Department
4	Ayurvedic Human Anatomy	BR199	Book Register	IT Department
5	Ayurvedic Human Anatomy	BR200	Book Register	IT Department
6	Ayurvedic Human Anatomy	BR201	Book Register	IT Department
7	Ayurvedic Human Anatomy	BR202	Book Register	IT Department
8	Ayurvedic Human Anatomy	BR203	Book Register	IT Department
9	Ayurvedic Human Anatomy	BR204	Book Register	IT Department
10	Ayurvedic Human Anatomy	BR205	Book Register	IT Department
11	Letus C	R37	Rahul	Arts Department
12	Letus C	R38	Rahul	Arts Department

Accession No. Wise Book Issue->



BIYANI TECHNOLOGY,KOLHAPUR
BIYANI TECHNOLOGY,KOLHAPUR
KOLHAPUR
ACCESSION NO WISE BOOK ISSUE LIST

Sr No	Accession No	Book Name	Register	Issued To	Authors	Publisher	Issue Date	Return Flag
1	A1	The book	abc	Desai previn Ashok	yyyyyy	Rapidex Publications	01/01/2018	YES
2	AR1	Hindi	Arts Register	Gudgal Sachin S	Santosh	Anil	08/06/2018	No
3	AR13	General Science	Arts Register	SIDDESH S MESTRI	Santosh	Sandesh Singh	18/01/2018	YES
4	AR13	General Science	Arts Register	SIDDESH S MESTRI	Santosh	Sandesh Singh	18/01/2018	No
5	AR13	General Science	Arts Register	SIDDESH S MESTRI	Santosh	Sandesh Singh	18/01/2018	No
6	AR13	General Science	Arts Register	SIDDESH S MESTRI	Santosh	Sandesh Singh	18/01/2018	No
7	AR13	General Science	Arts Register	SIDDESH S MESTRI	Santosh	Sandesh Singh	18/01/2018	No
8	AR13	General Science	Arts Register	SIDDESH S MESTRI	Santosh	Sandesh Singh	18/01/2018	No
9	AR13	General Science	Arts Register	SIDDESH S MESTRI	Santosh	Sandesh Singh	18/01/2018	No
10	AR13	General Science	Arts Register	SIDDESH S MESTRI	Santosh	Sandesh Singh	18/01/2018	No
11	AR13	General Science	Arts Register	SIDDESH S MESTRI	Santosh	Sandesh Singh	18/01/2018	No
12	AR13	General Science	Arts Register	SIDDESH S MESTRI	Santosh	Sandesh Singh	18/01/2018	No

Kolhapur Office (H.O.) : 2nd Floor, Royal Prestige Building, Sykes Extension, Lohia Marg, Kolhapur, Maharashtra - 416001.

Other Regional Offices: Mumbai, Jaipur, Raipur, Bhopal, Varanasi, Hubli. **Contact Us At :** (0)231 – 2526373, +91- 9850819973

Subject wise List Of Title Report →



BIYANI TECHNOLOGY,KOLHAPUR
BIYANI TECHNOLOGY,KOLHAPUR
KOLHAPUR
SUBJECTWISE LIST OF TITLE

Date From : To :

Sr. No.	Subject	Department	Register	Book Name	Authors	Price	Amount	Total	Issued	In Stock
34	MPSC/UPSC	IT Department		Public Administration	M.Lakshmikant	0.00	0.00	0	0	0
35	MPSC/UPSC	IT Department		fcgbcgbb	BalKrushn Swami1	0.00	0.00	0	0	0
36	Other	IT Department	Book Register	Ruby on Rails	David Heinemeier Hansson	1580.00	7900.00	5	0	5
37	Other	IT Department	Book Register	PHP	BalKrushn Swami1	620.00	3100.00	5	0	5
38	Software Testing	IT Department	Book Register	C++	Mark Monmonier	500.00	2500.00	5	0	5
39	Software Testing	IT Department	BookRegister	Selenium Web Driver	Rohit Rajput	250.00	2500.00	10	3	7
40	tally	IT Department	soman	shabana	raman	541.00	1082.00	2	0	2
41	tally	IT Department		c language	goger	0.00	0.00	0	0	0

Author Wise Details Report →



BIYANI TECHNOLOGY,KOLHAPUR
BIYANI TECHNOLOGY,KOLHAPUR
KOLHAPUR
AUTHOR WISE DETAIL

Sr.No	Author Name	Book Name	Publisher Name	Price	Subject Name	Total Books
25	BalKrushn Swami1	VB 6	Sandesh Singh	1000.00	Language	15
26	BalKrushn Swami1	VB	BPB Publication	5000.00	VB	10
27	BalKrushn Swami1	C	Sandesh Singh	1900.00	C	5
28	BalKrushn Swami1	Letus C	Sandesh Singh	200.00	English Speaking	26
29	BalKrushn Swami1	HTML	Sandesh Singh	1250.00	Software Testing	5
30	BalKrushn Swami1	C++	Sandesh Singh	1000.00	Software Testing	10
31	BalKrushn Swami1	HTML	BPB Publication	500.00	C++	5
32	BalKrushn Swami1	C++	Anil	1000.00	graphics	5
33	BalKrushn Swami1	C	Sandesh Singh	1325.00	C	5
34	BalKrushn Swami1	Visual Basic	Sandesh Singh	1300.00	English Speaking	5
35	BalKrushn Swami1	C++(Edition :, Authors :BalKrushn Swami1)	Sandesh Singh	500.00	Software Testing	5
36	BalKrushn Swami1	Public Administration	Mcgraw Hills	0.00	MPSC/UPSC	0
37	BalKrushn Swami1	chemistry 1	Ashish	2000.00	English Speaking	10
38	BalKrushn Swami1	fcgbcgbb	Mcgraw Hills	0.00	MPSC/UPSC	0
39	bhatnagar	gandi	rj khan	0.00	HTML	0

Kolhapur Office (H.O.) : 2nd Floor, Royal Prestige Building, Sykes Extension, Lohia Marg, Kolhapur, Maharashtra - 416001.

Other Regional Offices: Mumbai, Jaipur, Raipur, Bhopal, Varanasi, Hubli. **Contact Us At :** (0)231 – 2526373, +91- 9850819973

List Of Type Wise Book Accession Report →



BIYANI TECHNOLOGY,KOLHAPUR
BIYANI TECHNOLOGY,KOLHAPUR
KOLHAPUR
LIST OF TYPEWISE BOOK ACCESSION

Sr. No.	Book Type	Accession No.	Book Name	Register	Department	Subject
24	Reference Book	ACR7	Basic Mechanical Engineering	Accession Register	IT Department	Datawarehouse
25	Reference Book	ACR8	Basic Mechanical Engineering	Accession Register	IT Department	Datawarehouse
26	Reference Book	ACR9	Basic Mechanical Engineering	Accession Register	IT Department	Datawarehouse
27	Reference Book	ACR10	Basic Mechanical Engineering	Accession Register	IT Department	Datawarehouse
28	Reference Book	ACR11	Basic Mechanical Engineering	Accession Register	IT Department	Datawarehouse
29	Reference Book	ACR12	Basic Mechanical Engineering	Accession Register	IT Department	Datawarehouse
30	Reference Book	ACR13	Basic Mechanical Engineering	Accession Register	IT Department	Datawarehouse
31	Reference Book	ACR14	Basic Mechanical Engineering	Accession Register	IT Department	Datawarehouse
32	Reference Book	ACR15	Basic Mechanical Engineering	Accession Register	IT Department	Datawarehouse
33	Reference Book	ACR16	Basic Mechanical Engineering	Accession Register	IT Department	Datawarehouse
34	Reference Book	ACR17	Basic Mechanical Engineering	Accession Register	IT Department	Datawarehouse
35	Reference Book	ACR18	Basic Mechanical	Accession	IT Department	Datawarehouse

Book Name Wise Book List Report →



BIYANI TECHNOLOGY,KOLHAPUR
BIYANI TECHNOLOGY,KOLHAPUR
KOLHAPUR
BOOK NAME WISE BOOK LIST

Sr. No.	Book Name	Department Name	Publisher Name	Authors	Total Amount	Total Stock	Issued	In Stock
1	HTML Language_(BR6)	IT Department	BPB Publication	Balkrishna Swami	200.00	1	0	1
2	HTML Language_(BR7)	IT Department	BPB Publication	Balkrishna Swami	200.00	1	1	0
3	HTML Language_(BR8)	IT Department	BPB Publication	Balkrishna Swami	200.00	1	0	1
4	HTML Language_(BR9)	IT Department	BPB Publication	Balkrishna Swami	200.00	1	0	1
5	HTML Language_(BR6)	IT Department	BPB Publication	Balkrishna Swami	200.00	1	0	1
6	HTML Language_(BR11)	IT Department	BPB Publication	Balkrishna Swami	200.00	1	0	1
7	HTML Language_(BR12)	IT Department	BPB Publication	Balkrishna Swami	200.00	1	0	1
8	HTML Language_(BR13)	IT Department	BPB Publication	Balkrishna Swami	200.00	1	0	1
9	HTML Language_(BR14)	IT Department	BPB Publication	Balkrishna Swami	200.00	1	0	1
10	HTML Language_(BR15)	IT Department	BPB Publication	Balkrishna Swami	200.00	1	0	1

Kolhapur Office (H.O.) : 2nd Floor, Royal Prestige Building, Sykes Extension, Lohia Marg, Kolhapur, Maharashtra - 416001.

Other Regional Offices: Mumbai, Jaipur, Raipur, Bhopal, Varanasi, Hubli. **Contact Us At :** (0)231 – 2526373, +91- 9850819973

Library Register Report →



BIYANI TECHNOLOGY,KOLHAPUR
BIYANI TECHNOLOGY,KOLHAPUR
KOLHAPUR
LIBRARY REGISTER

Book Name	Publisher	Authors	Accession No	Price	Total Copies	Amount
HTML Language	BPB Publication	Balkrishna Swami	BR211,BR212,BR213,8R214,BR215,	100.00	5	500.00
HTML Language	BPB Publication	Balkrishna Swami	BR11,BR12,BR13,BR14,BR15,BR6,BR7,BR8,BR9,	200.00	10	2000.00
HTML Language	BPB Publication	Balkrishna Swami	BR422,BR423,	480.00	2	960.00

Department Wise List Of Title Report →




Shri Yashwant Shikshan Prasarak Mandal
Vasantidevi Patil Institute of Pharmacy (D Pharmacy)
Kodoli, Tal-Panhata, Dist- Kolhapur
DEPARTMENTWISE LIST OF TITLE

From : To :

Sr. No.	Department	Register	Book Name	Authors	Total Stock	Issued	InStock
1	PHARMACOGNOSY	Accession Register D Pharm	Pharmacognosy	S.B.Gokhale	10	0	10
2	PHARMACOGNOSY	Accession Register D Pharm	Pharmacognosy -Ed.18	S.B.Gokhale	2	0	2
3	PHARMACOGNOSY	Accession Register D Pharm	Pharmacognosy	C.K.Kokate	1	0	52
4	PHARMACOGNOSY	Accession Register D Pharm	Pharmacognosy	C.K.Kokate	30	0	52
5	PHARMACOGNOSY	Accession Register D Pharm	Pharmacognosy	C.K.Kokate	1	0	52
6	PHARMACOGNOSY	Accession Register D Pharm	Pharmacognosy	C.K.Kokate	20	0	52
7	PHARMACOGNOSY	Accession Register D Pharm	Pharmacognosy Vo.I, Vo.II. ed.45th	C.K.Kokate	1	0	1
8	PHARMACOGNOSY	Accession Register D Pharm	A Textbook of Pharmacognosy	N.P.S.Sengar	2	0	2
9	PHARMACOGNOSY	Accession Register D Pharm	A Text Book of Pharmacognosy	S. B. Gokhale	5	0	15

Student Details Report →



Biyani Technologies
Biyani Technologies
Rajarampur Main Road , S M Lohia Path , Near Swarg Jewellers, Royal Prestige Building , Kolhapur Tal -
Karveer Dist- Kolhapur -State - Maharashtra (India)
STUDENT DETAILS

SR NO	Lib Card No	Reg No	Student Name	Stream	Standard
1	01	123	Patil Deepak Ramesh	Civil Engineering	First Year
2	02	1234	Kamble Deepa sanjay	Information Technology	First Year
3	002	12345	Mulla Asif Tousif	Civil Engineering	First Year
4	003	0123	Nirmal Sandeep Sanjay	Civil Engineering	First Year
5	2001	1111111	Kumbhar Yogesh S	Computer Engineering	First Year
6	2002	22222	Lohar Avinash	Computer Engineering	First Year
7	2003	33333	Chougale Rahul S	Computer Engineering	First Year
8	878958	2016001	Bhagawat Mohan	Mechanical Engineering	First Year
9	465468	2016002	Hasan Yakub	Electrical Engineering	First Year
10	50	1212380052	Salokhe Sourabh	Computer science	FE

Kolhapur Office (H.O.) : 2nd Floor, Royal Prestige Building, Sykes Extension, Lohia Marg, Kolhapur, Maharashtra - 416001.

Other Regional Offices: Mumbai, Jaipur, Raipur, Bhopal, Varanasi, Hubli. **Contact Us At :** (0)231 – 2526373, +91- 9850819973

Stock Verification Summary Report →




BIYANI TECHNOLOGY, KOLHAPUR
BIYANI TECHNOLOGY, KOLHAPUR
KOLHAPUR
STOCK VERIFICATION SUMMARY

Date From : To :

	Total Books	Active	Lost	Wear and Tear
Total	25	23	1	1


Periodical:- Periodical Title Register Report →

 <p style="text-align: center;">Biyani Technologies Biyani Technologies Rajarampuri Main Road , S M Lohia Path , Near Swarg Jewellers, Royal Prestige Building , Kolhapur Tal - Karveer Dist- Kolhapur ,State - Mahara PERIODICAL TITLE REGISTER</p>						
Sr No	Periodical Name	Type	Periodicity	National International	Department	Subject
1	Indian Express		Monthly	National	Computer	Fundamental Computer
2	Bussiness		Weekly	National	Civil	Engineering Graphics
3	Pudhari		Daily	National	Electrical	Support
4	Times Of India		Daily	International	Computer	Support
5	Wireless Desing and development	International	Monthly	International	Technical	Support
6	Lokmat	Ref	Daily	National	Computer	Fundamental Computer


Kolhapur Office (H.O.) : 2nd Floor, Royal Prestige Building, Sykes Extension, Lohia Marg, Kolhapur, Maharashtra - 416001.

Other Regional Offices: Mumbai, Jaipur, Raipur, Bhopal, Varanasi, Hubli. **Contact Us At :** (0)231 – 2526373, +91- 9850819973


Periodical Accession Register Report

 <p style="text-align: center;">Biyani Technologies Biyani Technologies Rajarampuri Main Road , S M Lohia Path , Near Swarg Jewellers, Royal Prestige Building , Kolhapur Tal - Karveer Dist- Kolhapur ,State - Maharashtra PERIODICAL ACCESSION REGISTER</p>								
Sr No	Accession No.	Periodical Name	Periodical Type	Edition	Publisher	Volume	Price	Status
1								


Periodicity wise Periodical Title Report

 <p style="text-align: center;">Biyani Technologies Biyani Technologies Rajarampuri Main Road , S M Lohia Path , Near Swarg Jewellers, Royal Prestige Building , Kolhapur Tal - Karveer Dist- Kolhapur ,State - Maharashtra (India) PERIODICITY WISE PERIODICAL TITLE</p>				
Periodicity : Daily				
Sr No	Periodical Name	National	International	Type
1	Pudhari	National		Ajab
2	Times Of India	International		jsp
3	Lokmat	National		Ref


Circulation:- Books Issued To Students Report

 <p style="text-align: center;">Biyani Technologies Biyani Technologies Rajarampuri Main Road , S M Lohia Path , Near Swarg Jewellers, Royal Prestige Building , Kolhapur Tal - Karveer Dist- Kolhapur ,State - Maharashtra (India) BOOKS ISSUED TO STUDENTS</p>									
FromDate :		ToDate :							
Sr. No.	Card No	Name	Stream	Standard	Accession No	Book Name	Issue Date	ExpRetDate	Returned
1	01	Patil Deepak Ramesh	Civil Engineering	First Year	T100	Managment Books	12/10/2016	19/10/2016	YES
2	01	Patil Deepak Ramesh	Civil Engineering	First Year	T101	Managment Books	12/10/2016	19/10/2016	YES
3	878958	Bhagawat Mohan	Mechanical Engineering	First Year	LR12	Mathematics I	09/11/2016	09/11/2016	No
4	50	Salokhe Sourabh	Computer science	FE	LFR2	Computer Graphics	17/11/2016	24/11/2016	No


Books Returned By Students Report

 <p style="text-align: center;">Biyani Technologies Rajarampuri Main Road , S M Lohia Path , Near Swarg Jewellers, Royal Prestige Building , Kolhapur Tal - Karveer Dist- Kolhapur ,State - Maharashtra (India)</p> <p style="text-align: center;">BOOKS RETURNED BY STUDENTS</p>							
FromDate :		ToDate :					
SR NO	Card No	Name	Stream	Standard	Accession No	Book Name	Ret Date
1	01	Patil Deepak Ramesh	Civil Engineering	First Year	T100	Managnment Books	05/11/2016
2	01	Patil Deepak Ramesh	Civil Engineering	First Year	T101	Managnment Books	12/10/2016


Not Return Books From The Student Report

 <p style="text-align: center;">Biyani Technologies Rajarampuri Main Road , S M Lohia Path , Near Swarg Jewellers, Royal Prestige Building , Kolhapur Tal - Karveer Dist- Kolhapur ,State - Maharashtra (India)</p> <p style="text-align: center;">NOT RETURN BOOKS FROM THE STUDENT</p>									
Sr No	Student Name	Reg.No	Stream	Standard	Accession No	Register	Book Name	Issue Date	Expected Ret Date
1	Bhagawat Mohan	2016001	Mechanical Engineering	First Year	LR12	Library Register	Mathematics I	09/11/2016	09/11/2016
2	Salokhe Sourabh	1212380052	Computer science	FE	LFR2	Library Register	Computer Graphics	17/11/2016	24/11/2016

Late Return Books from the Student Report

 <p style="text-align: center;">Biyani Technologies Rajarampuri Main Road , S M Lohia Path , Near Swarg Jewellers, Royal Prestige Building , Kolhapur Tal - Karveer Dist- Kolhapur ,State - Maharashtra (India)</p> <p style="text-align: center;">LATE RETURN BOOKS FROM THE STUDENT</p>												
Date From :		To :										
Sr No	Library Card No	Reg.No	Student Name	Stream	Standard	Accession No	Register	Book Name	Expected Ret Date	Act.Ret.Date	Late Days	Fin
1	01	123	Patil Deepak Ramesh	Civil Engineering	First Year	T100	Teasing Register		19/10/2016	05/11/2016	-7	
2	01	123	Patil Deepak Ramesh	Civil Engineering	First Year	T101	Teasing Register		19/10/2016	12/10/2016	-7	

Day Wise Issued Books Report

 <p style="text-align: center;">Biyani Technologies Rajarampuri Main Road , S M Lohia Path , Near Swarg Jewellers, Royal Prestige Building , Kolhapur Tal - Karveer Dist- Kolhapur ,State - Maharashtra (India)</p> <p style="text-align: center;">DAY WISE NO. OF BOOK ISSUED</p>		
Sr. No.	Issued Date	Total No of Books Issued.
1	12/10/2016	2
2	09/11/2016	1
3	17/11/2016	1
Total :-		4

Day Wise Return Books Report

Biyani Technologies Biyani Technologies Rajarampuri Main Road . S M Lohia Path . Near Swarg Jewellers, Royal Prestige Building . Kolhapur Tal - Karveer Dist- Kolhapur ,State - Maharashtra (India)		
DAY-WISE NO OF BOOK RETURNED		
Sr. No.	Issued Date	Total No of Book Return
1	12/10/2016	1
2	05/11/2016	1
3	17/11/2016	1
Total :-		3

Budget:-

Budget Inward Detail Report

Biyani Technologies Biyani Technologies Rajarampuri Main Road . S M Lohia Path . Near Swarg Jewellers, Royal Prestige Building . Kolhapur Tal - Karveer Dist- Kolhapur ,State - Maharashtra (India)									
BUDGET INWARD DETAIL REPORT									
Sr.No	Budget Head	Book Title	Inward Date	Inward No	Vender Name	Inward Copies	Price	Total Amount	Book Type
1	College	Black Book	10/10/2016	2	Ajab Pustakalaya	5	450	2250	Ref.
2	College	Computer Graphics	12/10/2016	3	Yograj	5	450	2250	Ref.
3	College	Mathematics I	12/10/2016	4	Yograj	5	400	2000	Ref.
4	2	Engineering Graphics & Electronics	10/11/2016	7	Ajab Pustakalaya	3	780	2340	Ref.


Budget Received Amount Report

Biyani Technologies Biyani Technologies Rajarampuri Main Road . S M Lohia Path . Near Swarg Jewellers, Royal Prestige Building . Kolhapur Tal - Karveer Dist- Kolhapur ,State - Maharashtra (India)				
BUDGET RECEIVED AMOUNT				
Sr.No	Received Date	Budget Head	Category	Received Amount
1	12/10/2016	Management	UGC	20000
2	10/10/2016	Colg	UGC	100001
3	12/10/2016	r	TS	1000
Total				121001


Kolhapur Office (H.O.) : 2nd Floor, Royal Prestige Building, Sykes Extension, Lohia Marg, Kolhapur, Maharashtra - 416001.

Other Regional Offices: Mumbai, Jaipur, Raipur, Bhopal, Varanasi, Hubli. **Contact Us At :** (0)231 – 2526373, +91- 9850819973

Budget Allocation Report

 Biyani Technologies Rajarampur Main Road , S M Lohia Path , Near Swarg Jewellers, Royal Prestige Building , Kolhapur Tal - Karveer Dist- Kolhapur ,State - Maharashtra (India)								
BUDGET ALLOCATION REPORT								
Sr No	Budget Head	Allocation Amt	Division Amt	Available Amt	Division Amt Other	Committed Amt	Spent Amount	Balance Amt
1	2			0.00		2340.00	2340.00	
2	Colg			100101.00				
3	College			0.00		2000.00	2000.00	
4	College			0.00		2000.00	2250.00	
5	College			0.00		2250.00	2000.00	
6	College			0.00		2250.00	2250.00	
7	departmental Purchase			5000.00				
8	Management	20000.00		120000.00		768.00	768.00	
9	r	500.00		1100.00				
	Total-	20500.00		226201.00		11608.00	11608.00	

Budget Summary Report

 Biyani Technologies Rajarampur Main Road , S M Lohia Path , Near Swarg Jewellers, Royal Prestige Building , Kolhapur Tal - Karveer Dist- Kolhapur ,State - Maharashtra (India)										
BUDGET SUMMARY										
Sr No	Budget Head	Opening Balance	Allocation Amt	Division Amt	Available Amt	Book Committed Amt	Book Spent Amt	Periodical Committed Amt	Periodical Spent Amt	Balance Amt
1	2				0	2340	2340			
2	Colg		100		100101					
3	College				0	2000	2000			
4	College				0	2000	2250			
5	College				0	2250	2000			
6	College				0	2250	2250			
7	departmental Purchase	5000			5000					
8	Management	100000	20000		120000	768	768			
9	r	100	500		1100					
	Total-	105200	20500		226201	11608	11608			

Print Date: 22/11/2016 Page No: 1 of 1