



Department of Mechanical Engineering

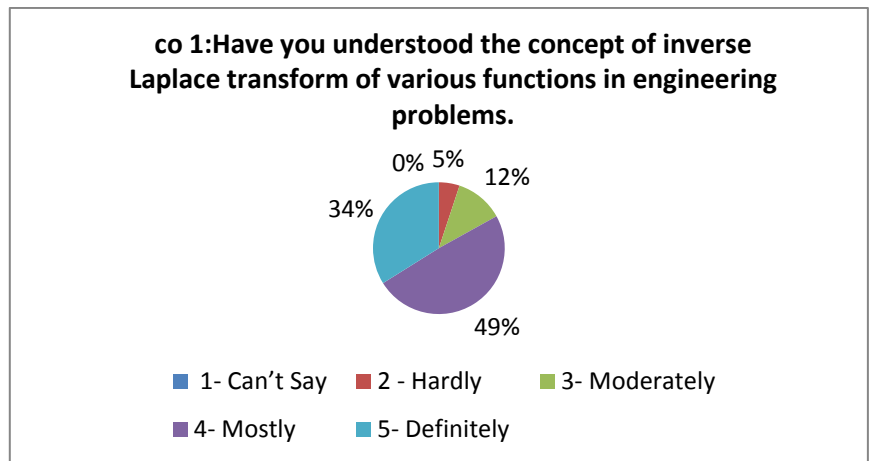
Academic Year: 2020-21

Course Exit Analysis Report (SEM III)

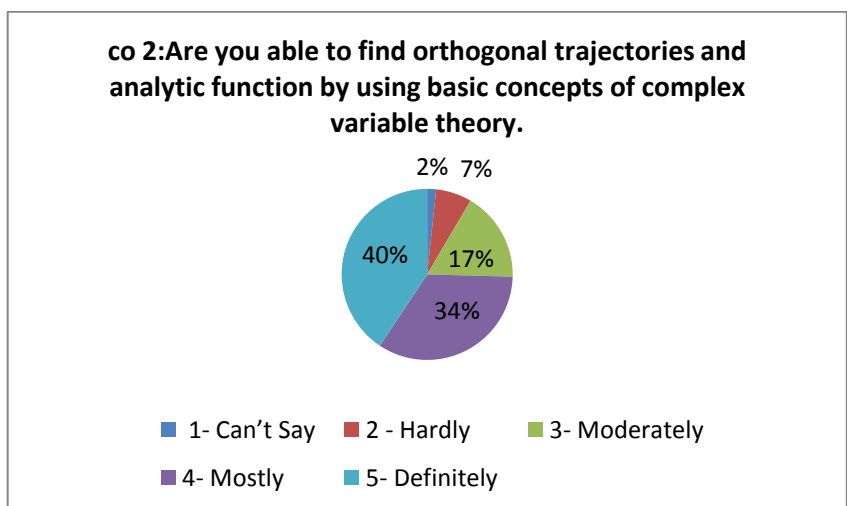
Subject – Engineering Mathematics III

Subject Teacher - Prof. Shirish Kulkarni

Score	No. of Students	Percentage (%)
1- Can't Say	0	0
2 - Hardly	3	5.1
3- Moderately	7	11.9
4- Mostly	29	49.2
5- Definitely	20	33.9
Total	59	100



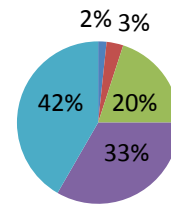
Score	No. of Students	Percentage (%)
1- Can't Say	1	1.4
2 - Hardly	4	2.7
3- Moderately	10	17.8
4- Mostly	20	52.1
5- Definitely	24	26
Total	59	100





Score	No. of Students	Percentage (%)
1- Can't Say	1	1.4
2 - Hardly	2	3.4
3- Moderately	12	33.1
4- Mostly	20	39.7
5- Definitely	25	42.4
Total	59	100

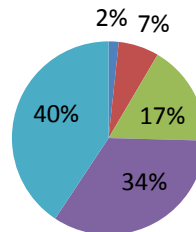
co3:Are you able to solve Partial differential equations by applying numerical solution and analytical methods for one dimensional heat and wave equations.



■ 1- Can't Say ■ 2 - Hardly ■ 3- Moderately ■ 4- Mostly ■ 5- Definitely

Score	No. of Students	Percentage (%)
1- Can't Say	1	1.7
2 - Hardly	4	6.8
3- Moderately	10	16.9
4- Mostly	20	33.9
5- Definitely	24	40.7
Total	59	100

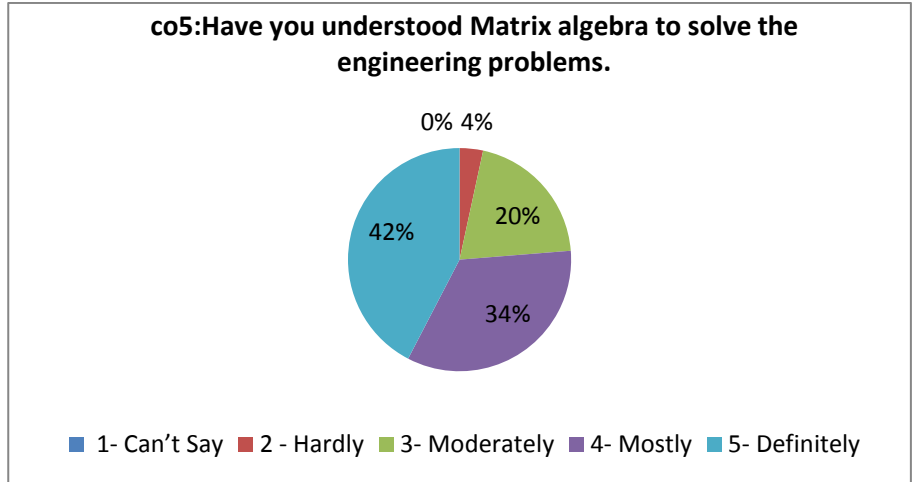
co4:Are you able to find orthogonal trajectories and analytic function by using basic concepts of complex variable theory.



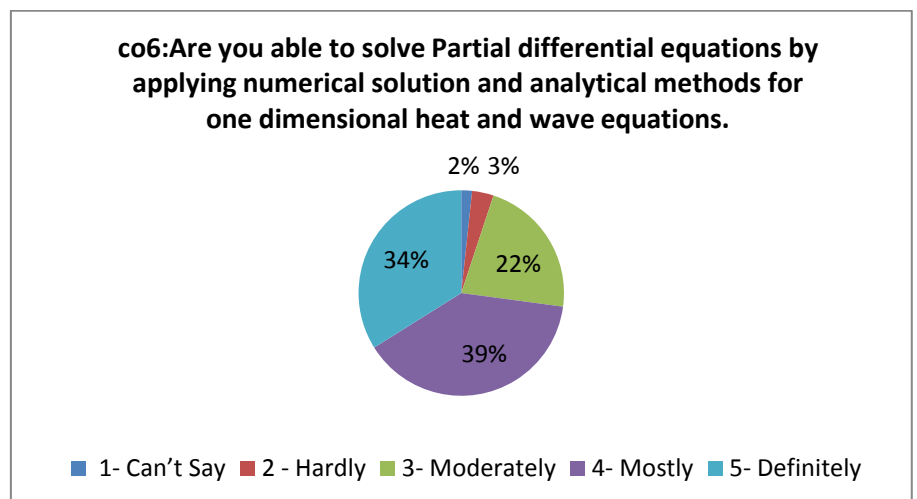
■ 1- Can't Say ■ 2 - Hardly ■ 3- Moderately ■ 4- Mostly ■ 5- Definitely



Score	No. of Students	Percentage (%)
1- Can't Say	0	0
2 - Hardly	2	3.4
3- Moderately	12	20.3
4- Mostly	20	33.9
5- Definitely	25	42.4
Total	73	100



Score	No. of Students	Percentage (%)
1- Can't Say	1	1.4
2 - Hardly	2	3.4
3- Moderately	13	22
4- Mostly	23	39
5- Definitely	20	33.9
Total	73	100





Department of Mechanical Engineering

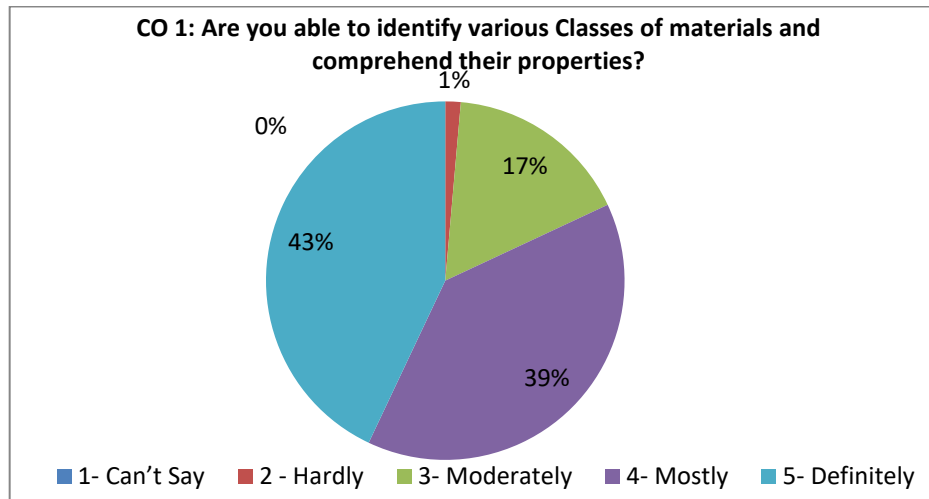
Academic Year: 2020-2021(EVEN SEM)

Course Exit Analysis Report (Sem III)

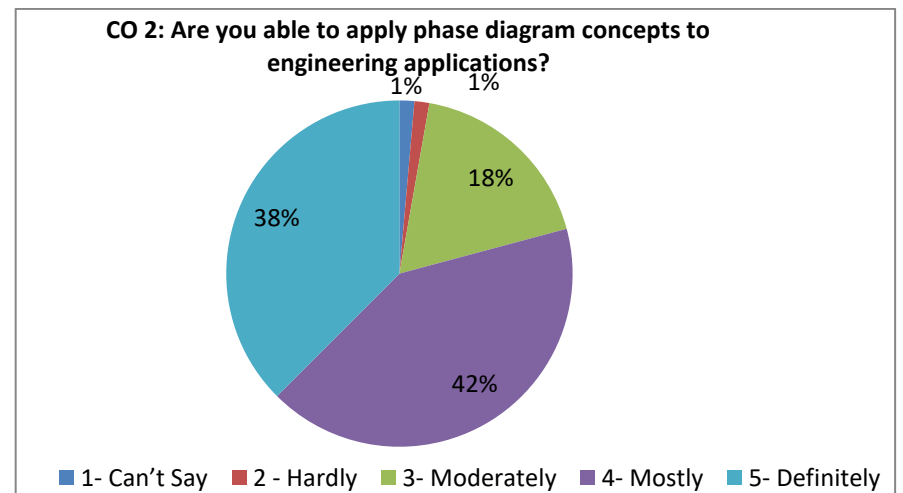
Subject: Materials and Metallurgy

Subject In-charge: Prof. Nilesh Chanewar

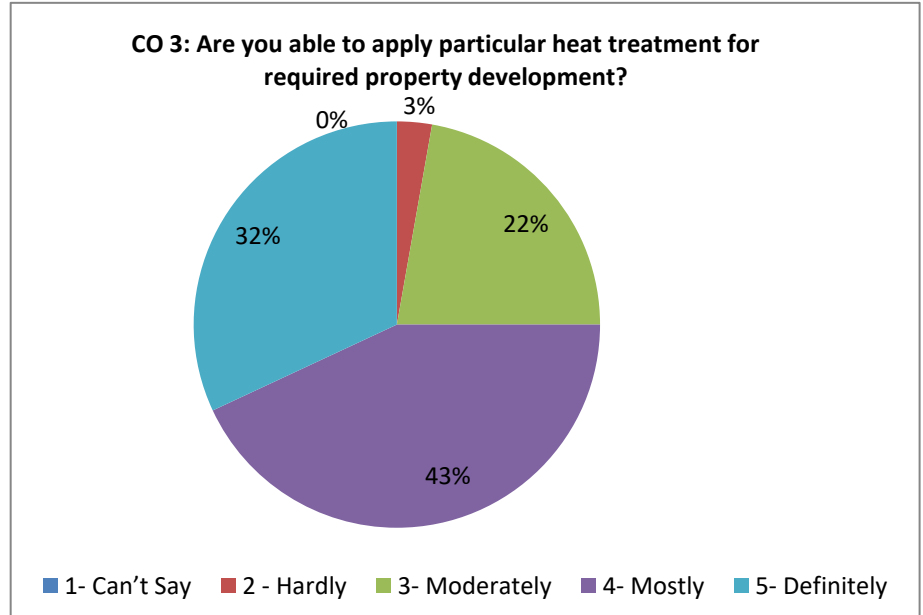
Score	No. of Students	Percentage (%)
1- Can't Say	0	0
2 - Hardly	1	1
3- Moderately	12	17
4- Mostly	28	39
5- Definitely	31	43
Total	72	100



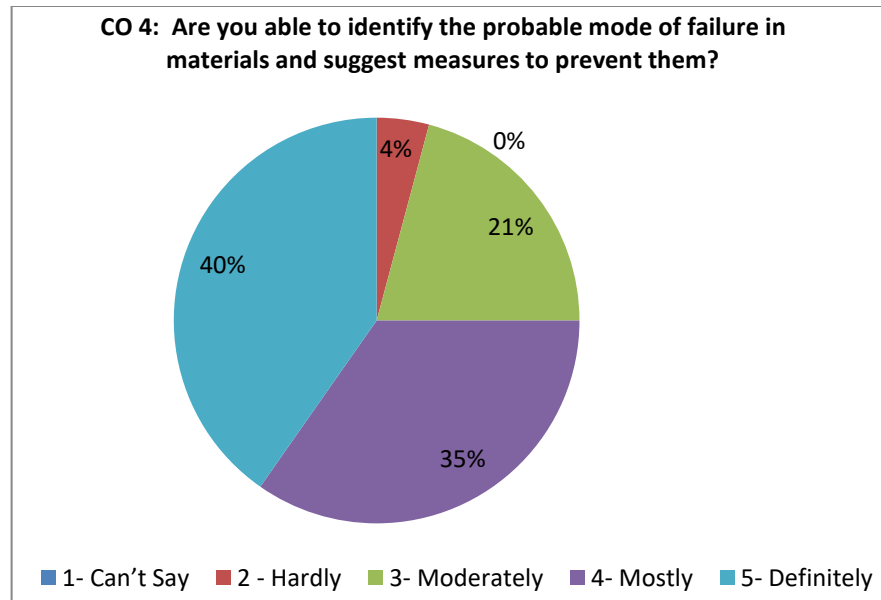
Score	No. of Students	Percentage (%)
1- Can't Say	1	1
2 - Hardly	1	1
3- Moderately	13	18
4- Mostly	30	42
5- Definitely	27	38
Total	72	100



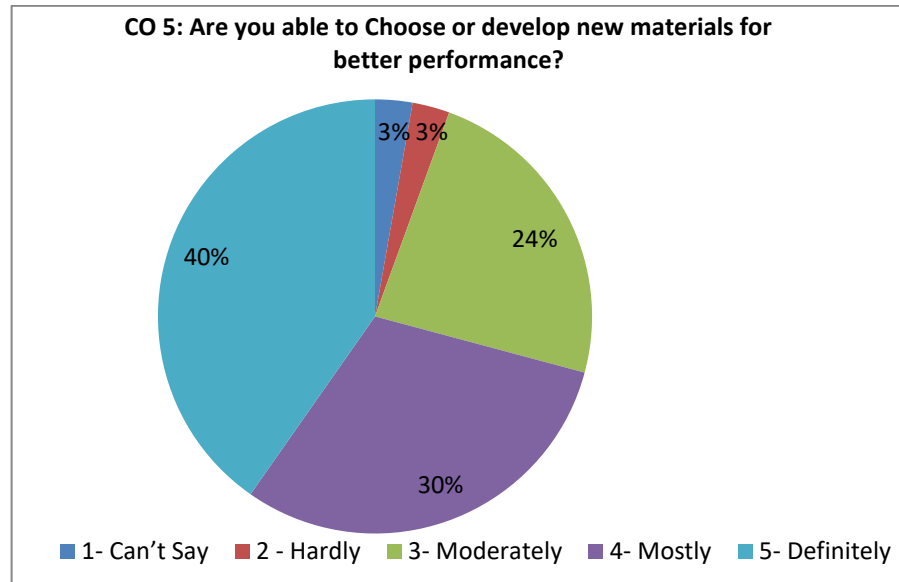
Score	No. of Students	Percentage (%)
1- Can't Say	0	0
2 - Hardly	2	3
3- Moderately	16	22
4- Mostly	31	43
5- Definitely	23	32
Total	72	100



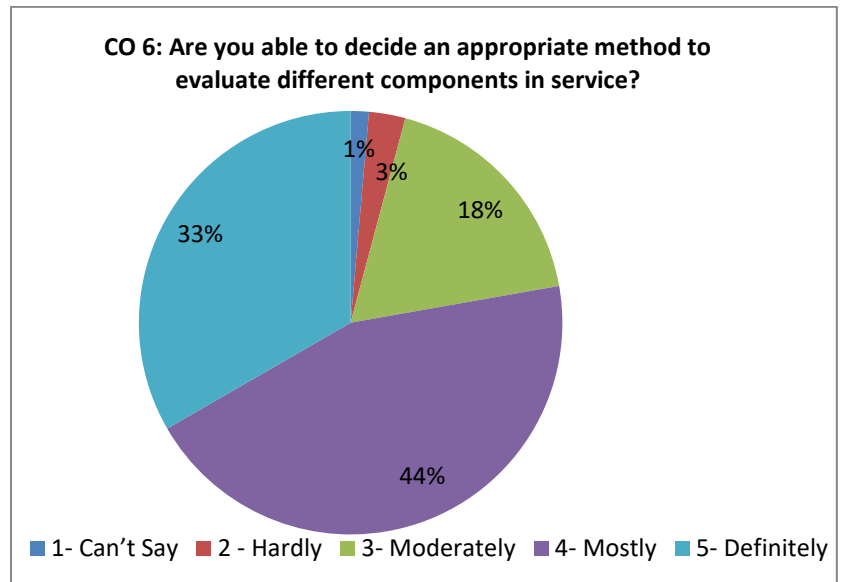
Score	No. of Students	Percentage (%)
1- Can't Say	0	0
2 - Hardly	3	4
3- Moderately	15	21
4- Mostly	25	35
5- Definitely	29	40
Total	72	100



Score	No. of Students	Percentage (%)
1- Can't Say	2	3
2 - Hardly	2	3
3- Moderately	17	24
4- Mostly	22	31
5- Definitely	29	40
Total	72	100



Score	No. of Students	Percentage (%)
1- Can't Say	1	1
2 - Hardly	2	3
3- Moderately	13	18
4- Mostly	32	44
5- Definitely	24	33
Total	72	100





Department of Mechanical Engineering

Academic Year 2020-21

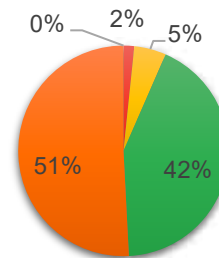
Course Exit Report

Subject – Production Processes

Subject Teacher - Prof. Sagar Kadu

Scores	No. of students	Percentage
1-Can't say	0	0%
2-Least Relevant	1	2%
3-Moderately Relevant	3	5%
4-Relevant	26	43%
5-Strongly Relevant	31	51%
Total	61	100%

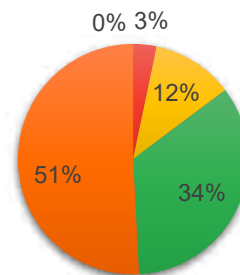
CO1- Are you able to select the various production processes and special casting processes as per the product to be manufactured?



■ 1-Can't say ■ 2-Least Relevant
■ 3-Moderately Relevant ■ 4-Relevant
■ 5-Strongly Relevant

Scores	No. of students	Percentage
1-Can't say	0	0%
2-Least Relevant	2	3%
3-Moderately Relevant	7	11%
4-Relevant	21	34%
5-Strongly Relevant	31	51%
Total	61	100%

CO2- Are you able to select various types of joining processes as per their applications?



■ 1-Can't say ■ 2-Least Relevant
■ 3-Moderately Relevant ■ 4-Relevant
■ 5-Strongly Relevant



Department of Mechanical Engineering

Academic Year 2020-21

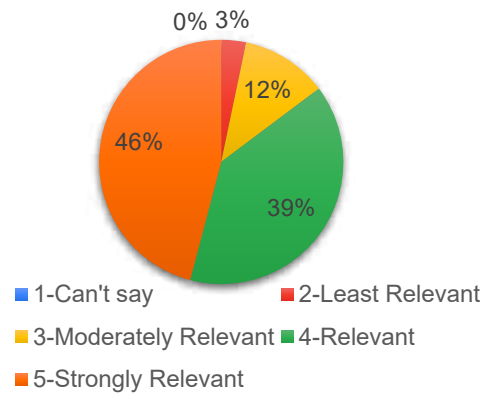
Course Exit Report

Subject – Production Processes

Subject Teacher - Prof. Sagar Kadu

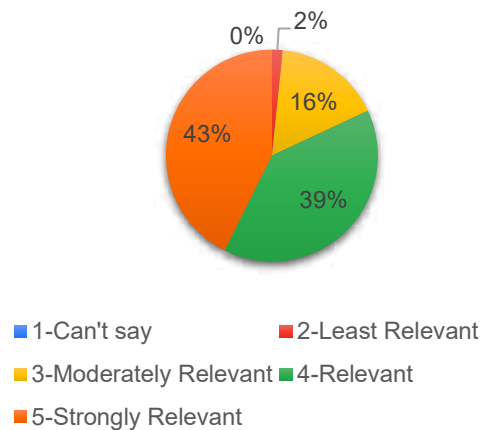
Scores	No. of students	Percentage
1-Can't say	0	0%
2-Least Relevant	2	3%
3-Moderately Relevant	7	11%
4-Relevant	24	39%
5-Strongly Relevant	28	46%
Total	61	100%

CO3- Are you able to select forming processes for various application?



Scores	No. of students	Percentage
1-Can't say	0	0%
2-Least Relevant	1	2%
3-Moderately Relevant	10	16%
4-Relevant	24	39%
5-Strongly Relevant	26	43%
Total	61	100%

CO4- Are you able to select production process for producing polymer components and ceramic components?





Department of Mechanical Engineering

Academic Year 2020-21

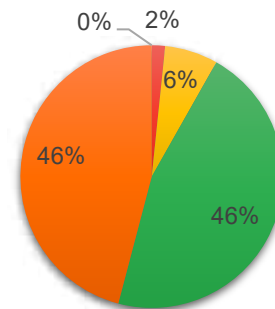
Course Exit Report

Subject – Production Processes

Subject Teacher - Prof. Sagar Kadu

Scores	No. of students	Percentage
1-Can't say	0	0%
2-Least Relevant	1	2%
3-Moderately Relevant	4	7%
4-Relevant	28	46%
5-Strongly Relevant	28	46%
Total	61	100%

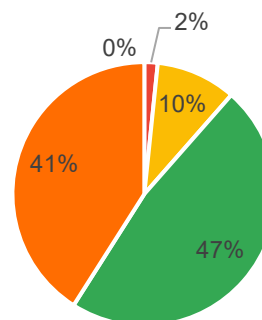
CO5- Are you able to differentiate and select machine tools as per applications



- 1-Can't say
- 2-Least Relevant
- 3-Moderately Relevant
- 4-Relevant
- 5-Strongly Relevant

Scores	No. of students	Percentage
1-Can't say	0	0%
2-Least Relevant	1	2%
3-Moderately Relevant	6	10%
4-Relevant	29	48%
5-Strongly Relevant	25	41%
Total	61	100%

CO6- Are you able to differentiate and select conventional and modern machine tool as per application?



- 1-Can't say
- 2-Least Relevant
- 3-Moderately Relevant
- 4-Relevant
- 5-Strongly Relevant



Department of Mechanical Engineering

Academic Year: 2020-2021(EVEN SEM)

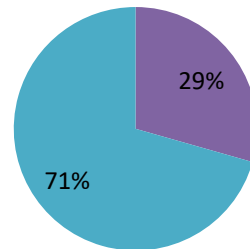
Course Exit Analysis Report (Sem III)

Subject: Strength of Materials

Subject In-charge: Prof. Sandeep B Jadhav

Score	No. of Students	Percentage (%)
1- Can't Say	0	0
2 - Hardly	0	0
3- Moderately	0	0
4- Mostly	5	29
5- Definitely	12	71
Total	17	100

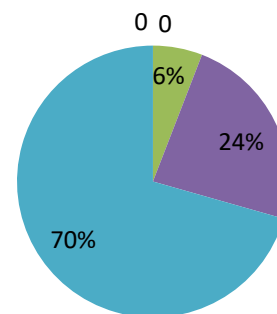
CO 1: Are you able to Analyse the Direct Tensile And Compressive stresses , Temlerature Stresses?



■ 1- Can't Say ■ 2 - Hardly ■ 3- Moderately ■ 4- Mostly ■ 5- Definitely

Score	No. of Students	Percentage (%)
1- Can't Say	0	0
2 - Hardly	0	0
3- Moderately	1	6
4- Mostly	4	24
5- Definitely	12	70
Total	17	100

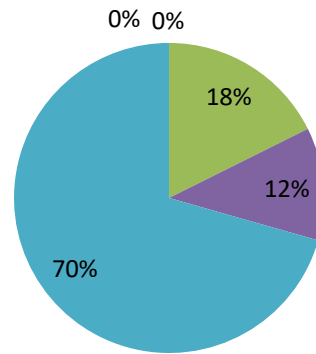
CO 2: Are you able to Anlyse the Shear Force and Bending Moment on different type beams and also are u able to draw the Required SFD , BMD and AFD?



■ 1- Can't Say ■ 2 - Hardly ■ 3- Moderately ■ 4- Mostly ■ 5- Definitely

Score	No. of Students	Percentage (%)
1- Can't Say	0	0
2 - Hardly	0	0
3- Moderately	3	18
4- Mostly	2	12
5- Definitely	12	70
Total	17	100

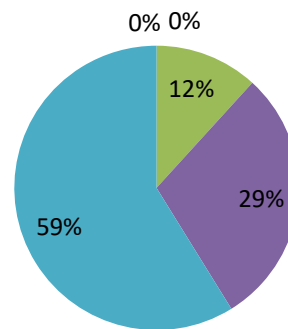
CO 3: Are you able to find the Bending stresses and Shearing Stress on the different type of Cross Section of the beams?



■ 1- Can't Say ■ 2 - Hardly ■ 3- Moderately ■ 4- Mostly ■ 5- Definitely

Score	No. of Students	Percentage (%)
1- Can't Say	0	0
2 - Hardly	0	0
3- Moderately	2	12
4- Mostly	5	29
5- Definitely	10	59
Total	17	100

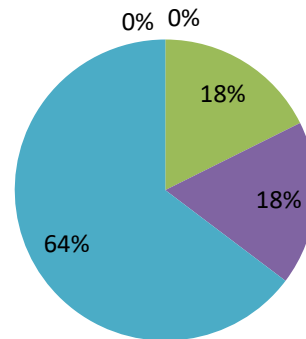
CO 4 :Are you able to Analyse the Torsion in Circular shaft and also the Strain Energy in different types of Loading conditions?



■ 1- Can't Say ■ 2 - Hardly ■ 3- Moderately ■ 4- Mostly ■ 5- Definitely

Score	No. of Students	Percentage (%)
1- Can't Say	0	0
2 - Hardly	0	0
3- Moderately	3	18
4- Mostly	3	18
5- Definitely	11	64
Total	17	100

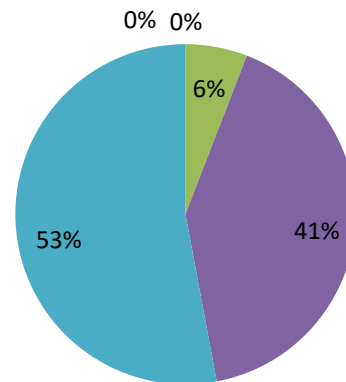
CO 5: Are you able to Analyze Hoop's Stress , Longitudinal Stress, Maximum shear Stress and corresponding deformations in the thin cylindrical Shells?



■ 1- Can't Say ■ 2 - Hardly ■ 3- Moderately ■ 4- Mostly ■ 5- Definitely

Score	No. of Students	Percentage (%)
1- Can't Say	0	0
2 - Hardly	0	0
3- Moderately	1	6
4- Mostly	7	41
5- Definitely	9	53
Total	17	100

CO 6: Are you able to analyse the crippling load on the Long Columns with different end conditions?



■ 1- Can't Say ■ 2 - Hardly ■ 3- Moderately ■ 4- Mostly ■ 5- Definitely



Department of Mechanical Engineering

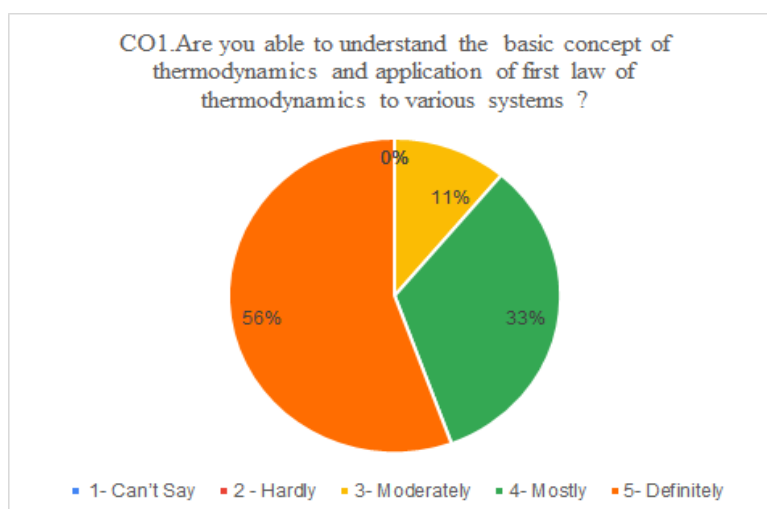
Academic Year: 2020-2021(ODD SEM)

Course Exit Analysis Report (Sem III)

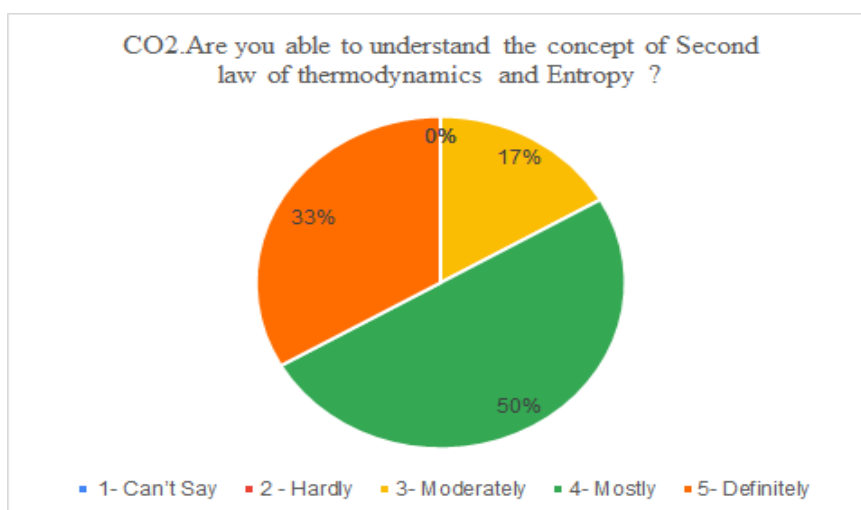
Subject: Thermodynamics

Subject In-charge: Prof. Sunil Jankar

Score	No. of Students	Percentage
1- Can't Say	0	0
2 - Hardly	0	0
3- Moderately	2	11
4- Mostly	6	33
5- Definitely	10	56
Total	18	100

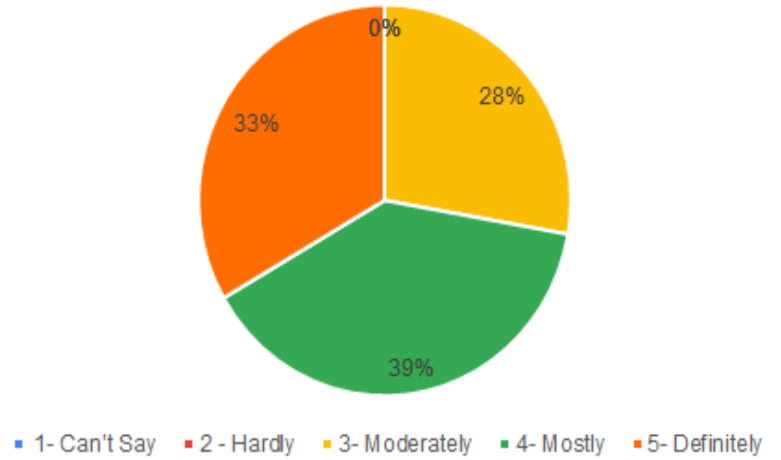


Score	No. of Students	Percentage
1- Can't Say	0	0
2 - Hardly	0	0
3- Moderately	3	17
4- Mostly	9	50
5- Definitely	6	33
Total	18	100



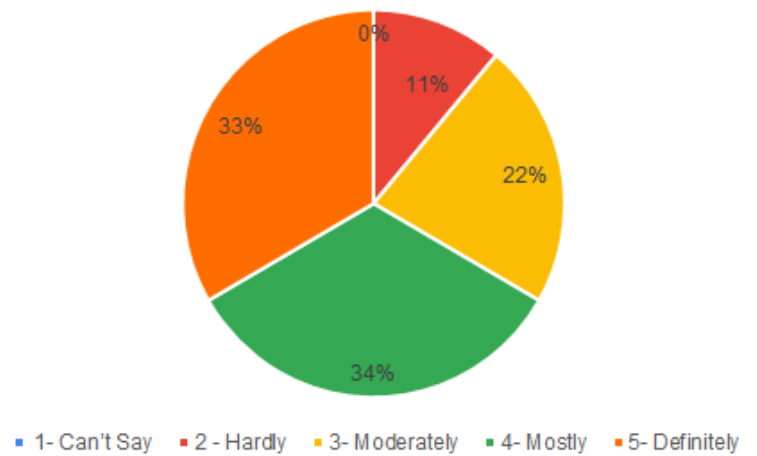
Score	No. of Students	Percentage
1- Can't Say	0	0
2 - Hardly	0	0
3- Moderately	5	28
4- Mostly	7	39
5- Definitely	6	33
Total	18	100

CO3. Are you able to understand the classification of grade of energy ?

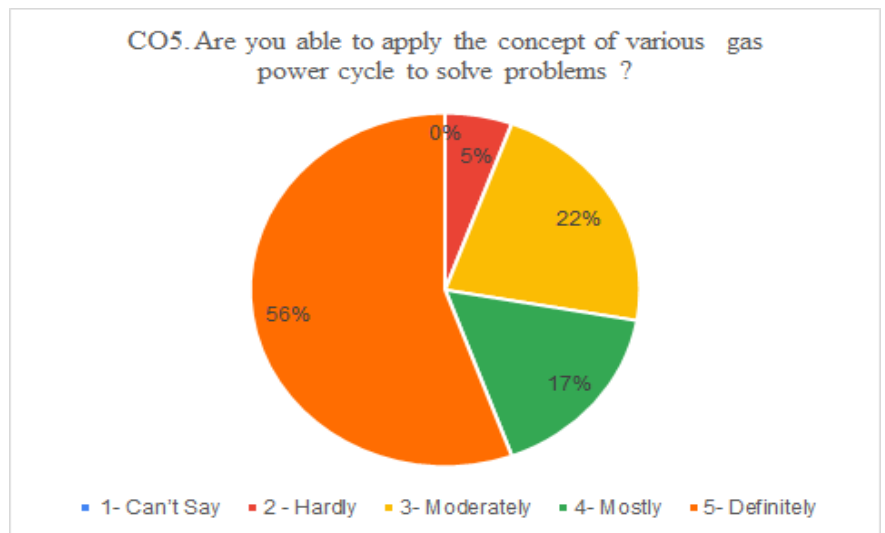


Score	No. of Students	Percentage
1- Can't Say	0	0
2 - Hardly	2	11
3- Moderately	4	22
4- Mostly	6	33
5- Definitely	6	33
Total	18	100

CO4. are you able to understand the basic concepts of steam formation process and vapour power cycles ?



Score	No. of Students	Percentage
1- Can't Say	0	0
2 - Hardly	1	6
3- Moderately	4	22
4- Mostly	3	17
5- Definitely	10	56
Total	18	100



Score	No of Student	Percentage
1- Can't Say	0	0
2 - Hardly	1	6
3- Moderately	4	22
4- Mostly	7	39
5- Definitely	6	33
Total	18	100

